

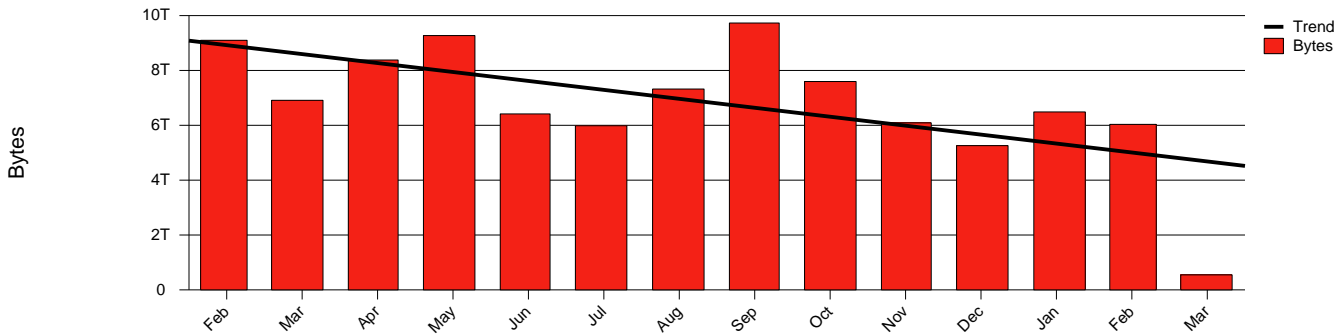
Monthly Health Report

Report for 2007/03/31, Subject: SUNET-A-TROLLHATTAN-HTU

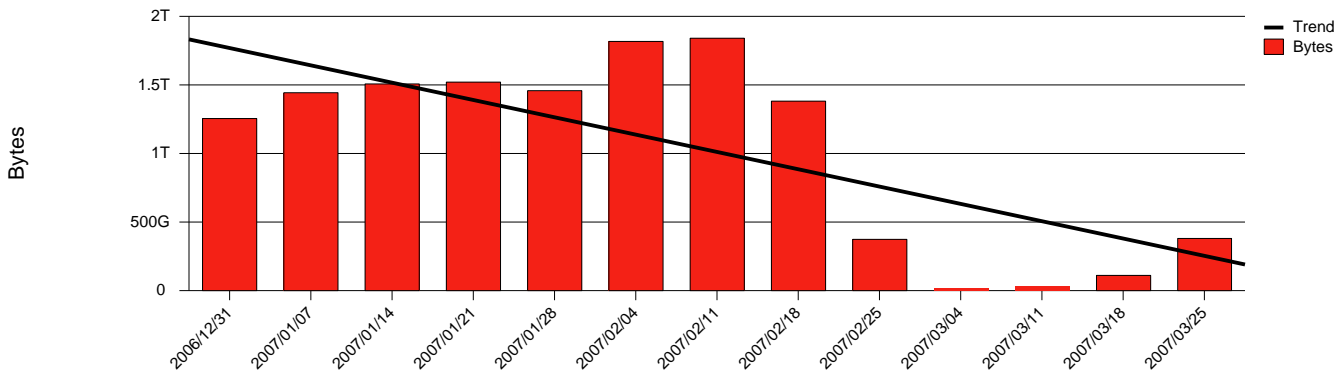


LAN/WAN

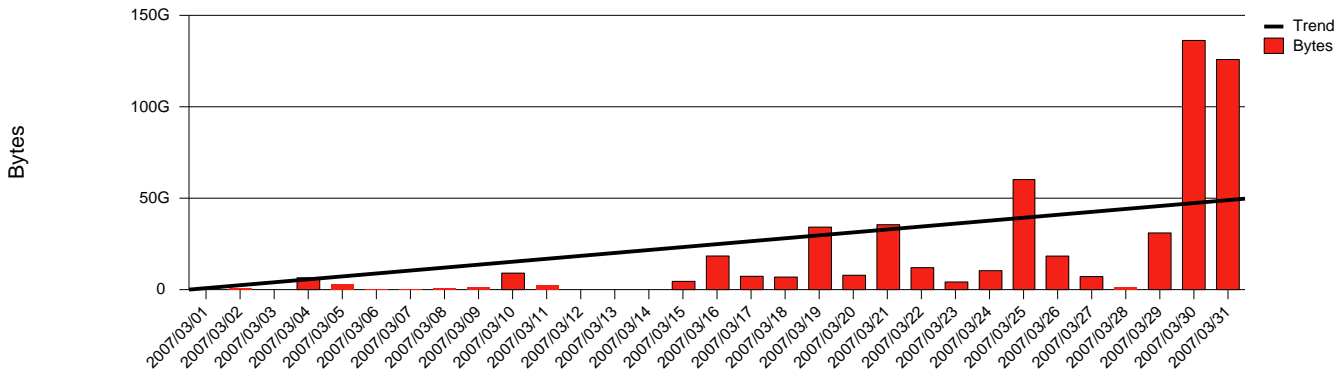
Total Network Volume by Month



Total Network Volume by Week



Total Network Volume by Day



Situations to Watch

Rank	Element Name	Variable	Threshold	Monthly Average		Days to (from) Threshold
			Value	Actual	Predicted	
1	htu2-SRP(In)	Volume (Bandwidth %)	80.000	0.018	0.004	Increasing
2	htu1-SRP(In)	Errors (% Frames)	5.000	0.001	0.000	Increasing
3	htu2-SRP(In)	Errors (% Frames)	5.000	0.000	0.001	Decreasing
4	htu2-SRP(Out)	Volume (Bandwidth %)	80.000	0.015	0.106	Decreasing
5	htu1-SRP(In)	Volume (Bandwidth %)	80.000	0.015	0.269	Decreasing
6	htu1-SRP(Out)	Volume (Bandwidth %)	80.000	0.018	0.139	Decreasing