

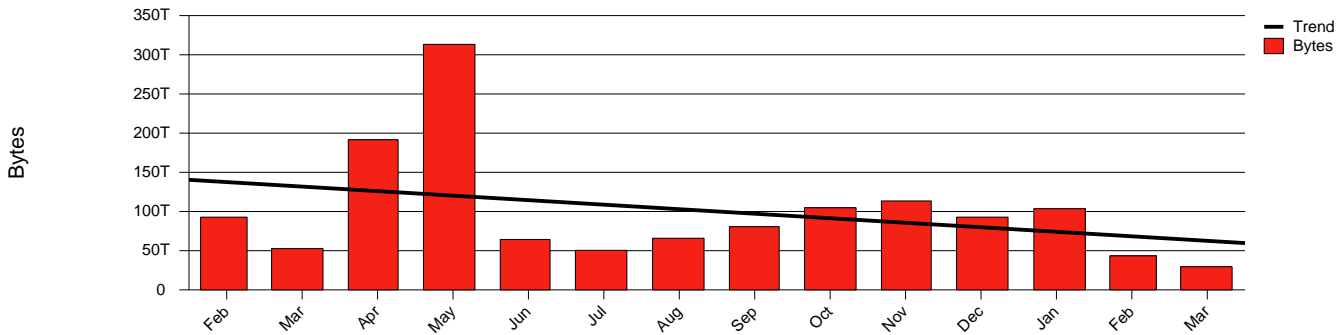
Monthly Health Report

Report for 2007/03/31, Subject: SUNET-A-STHLM-KTH

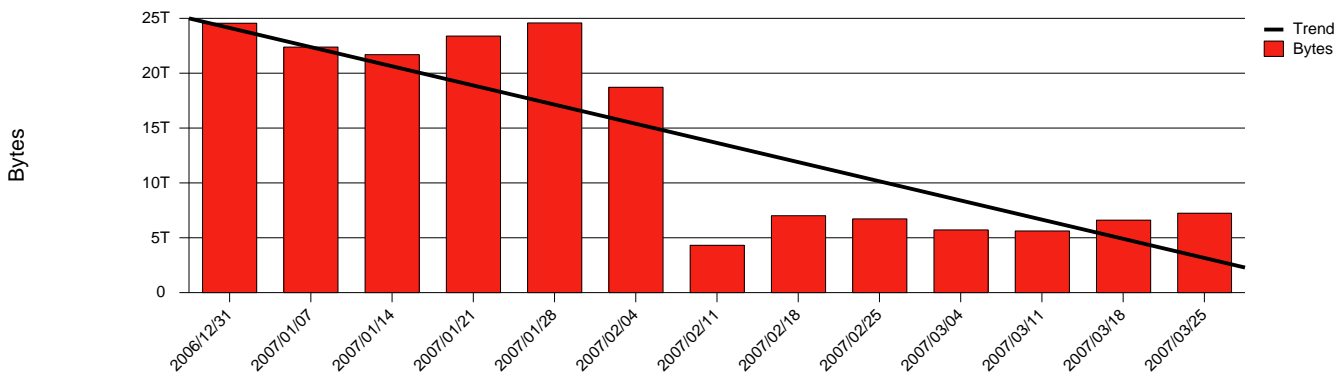


LAN/WAN

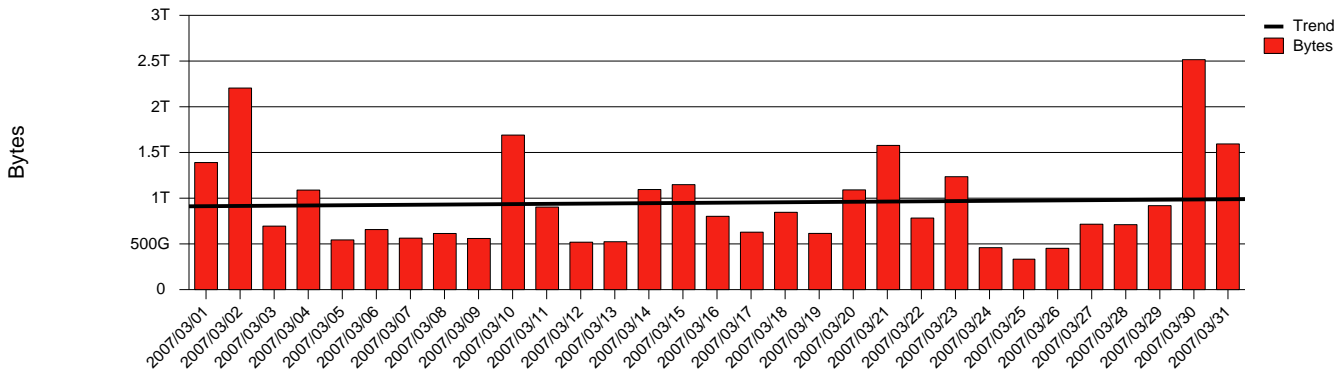
Total Network Volume by Month



Total Network Volume by Week



Total Network Volume by Day



Situations to Watch

Rank	Element Name	Variable	Threshold	Monthly Average		Days to (from)
			Value	Actual	Predicted	Threshold
1	kth1-SRP(Out)	Discards (% Frames)	10.000	0.000	0.000	Increasing
2	kth1-SRP(In)	Volume (Bandwidth %)	80.000	0.462	1.968	Decreasing
3	kth1-SRP(In)	Errors (% Frames)	5.000	0.000	0.000	Decreasing
4	kth1-SRP(Out)	Volume (Bandwidth %)	80.000	2.009	2.122	Decreasing
5	kth2-SRP(In)	Volume (Bandwidth %)	80.000	0.420	1.443	Decreasing
6	kth2-SRP(In)	Errors (% Frames)	5.000	0.000	0.000	Decreasing
7	kth2-SRP(Out)	Volume (Bandwidth %)	80.000	0.653	2.083	Decreasing