

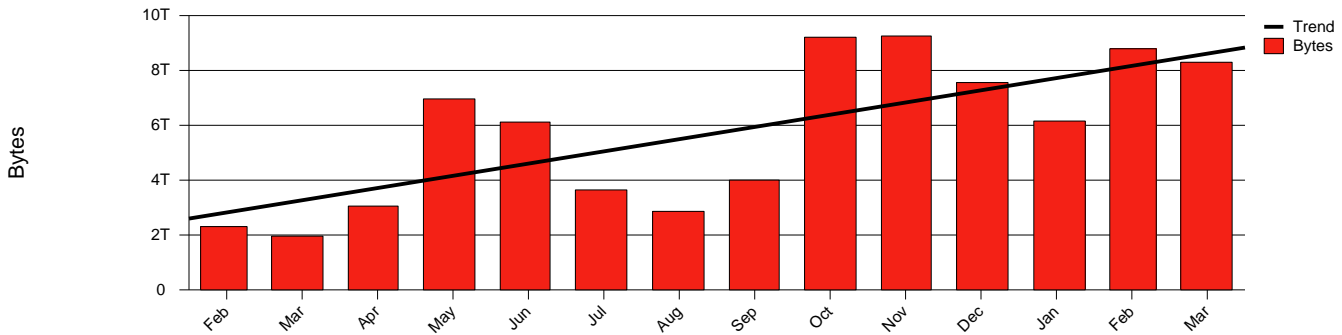
# Monthly Health Report

Report for 2007/03/31, Subject: SUNET-A-STHLM-HHS

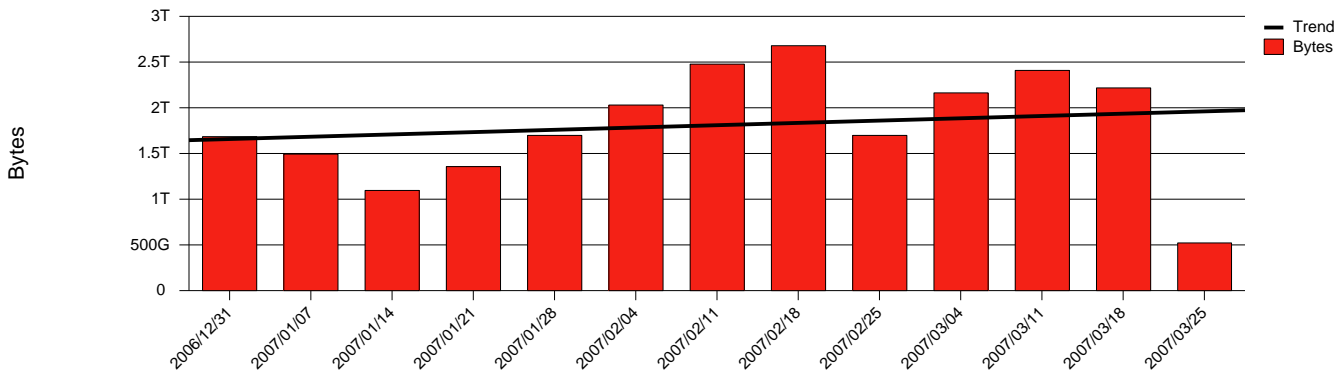


LAN/WAN

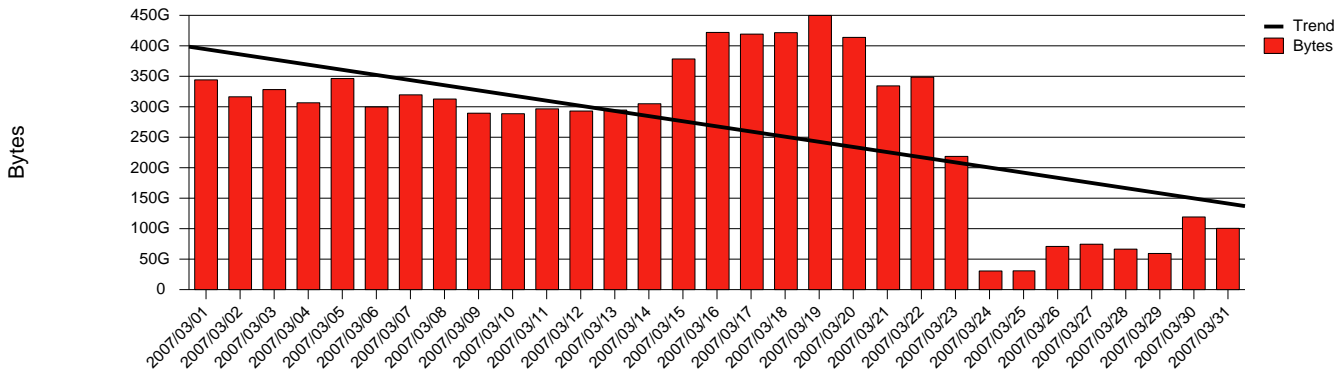
Total Network Volume by Month



Total Network Volume by Week



Total Network Volume by Day



Situations to Watch

Rank	Element Name	Variable	Threshold	Monthly Average		Days to (from)
			Value	Actual	Predicted	Threshold
1	hhs1-SRP(In)	Volume (Bandwidth %)	80.000	0.504	0.560	Increasing
2	hhs2-SRP(In)	Volume (Bandwidth %)	80.000	0.375	0.430	Increasing
3	hhs2-SRP(Out)	Volume (Bandwidth %)	80.000	0.053	0.013	Increasing
4	hhs1-SRP(In)	Errors (% Frames)	5.000	0.000	0.000	Increasing
5	hhs1-SRP(Out)	Volume (Bandwidth %)	80.000	0.066	0.063	Decreasing
6	hhs2-SRP(In)	Errors (% Frames)	5.000	0.000	0.000	Decreasing