

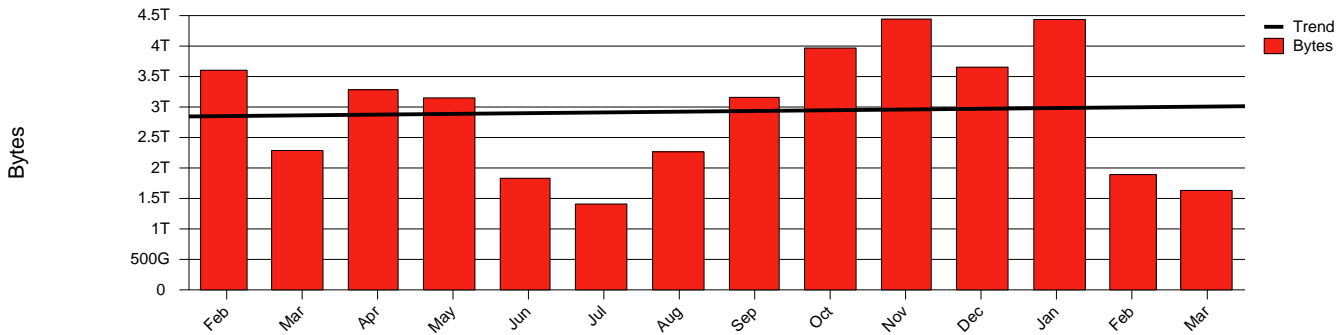
Monthly Health Report

Report for 2007/03/31, Subject: SUNET-A-HALMSTAD-HH

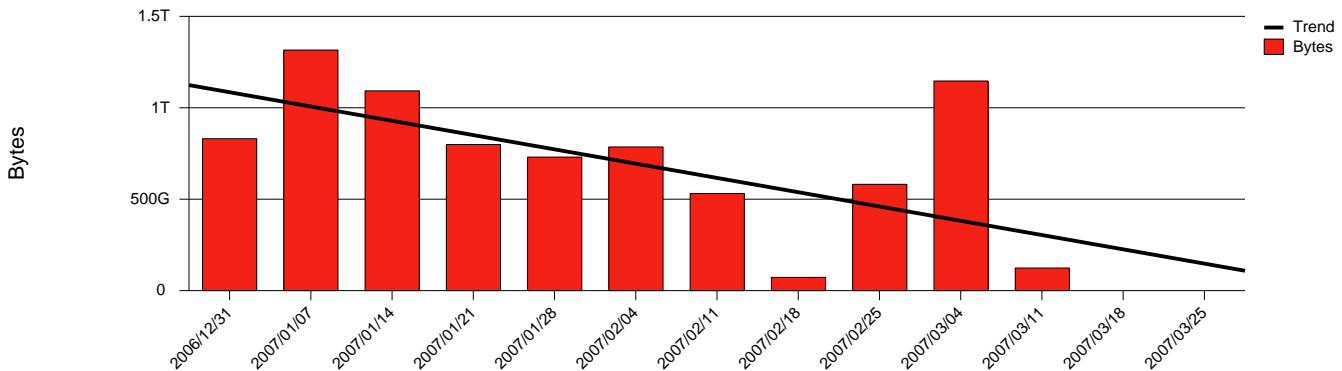


LAN/WAN

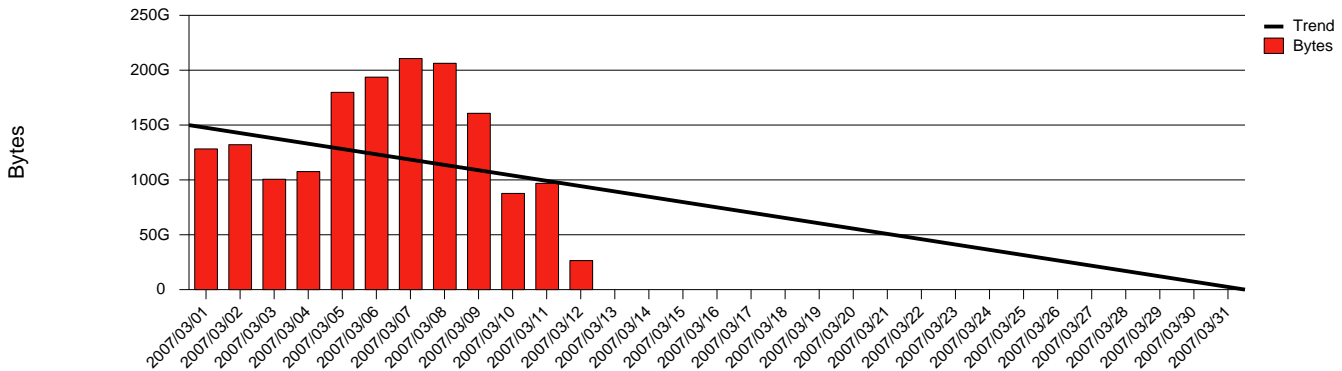
Total Network Volume by Month



Total Network Volume by Week



Total Network Volume by Day



Situations to Watch

Rank	Element Name	Variable	Threshold	Monthly Average		Days to (from)
			Value	Actual	Predicted	Threshold
1	hh2-SRP(In)	Errors (% Frames)	5.000	70.008	16.794	(205)
2	hh1-SRP(In)	Volume (Bandwidth %)	80.000	0.046	0.244	Increasing
3	hh1-SRP(Out)	Volume (Bandwidth %)	80.000	0.150	0.148	Increasing
4	hh1-SRP(In)	Errors (% Frames)	5.000	0.000	0.000	Increasing
5	hh2-SRP(In)	Volume (Bandwidth %)	80.000	0.000	0.000	Decreasing
6	hh2-SRP(Out)	Volume (Bandwidth %)	80.000	0.000	0.000	Decreasing