

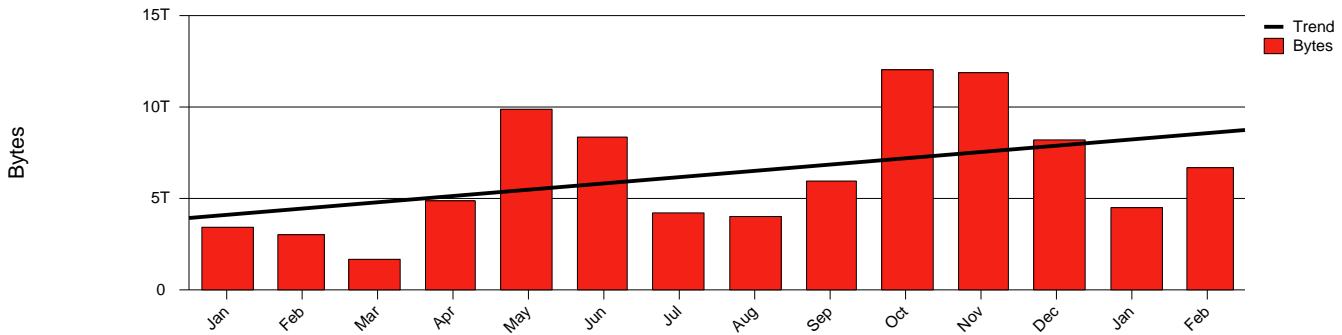
# Monthly Health Report

Report for 2007/02/28, Subject: SUNET-A-UPPSALA-SLU

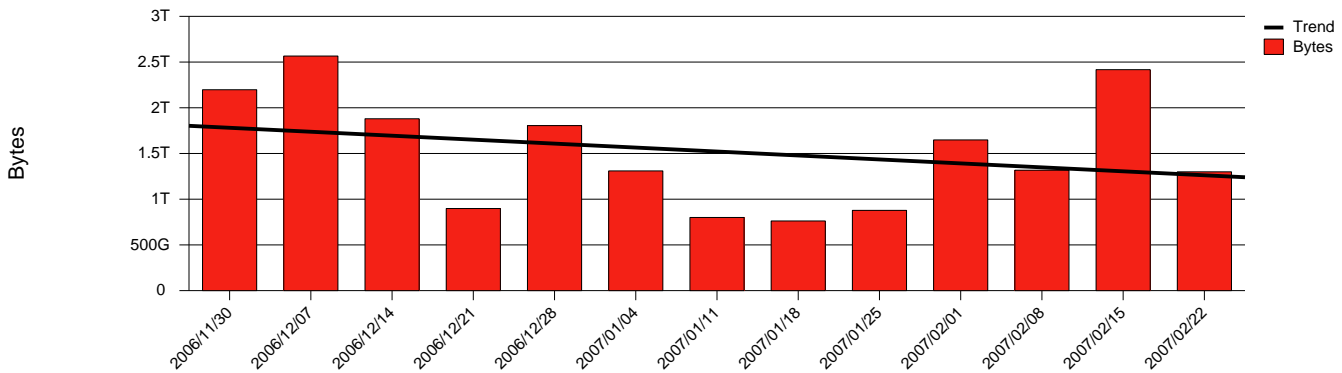


LAN/WAN

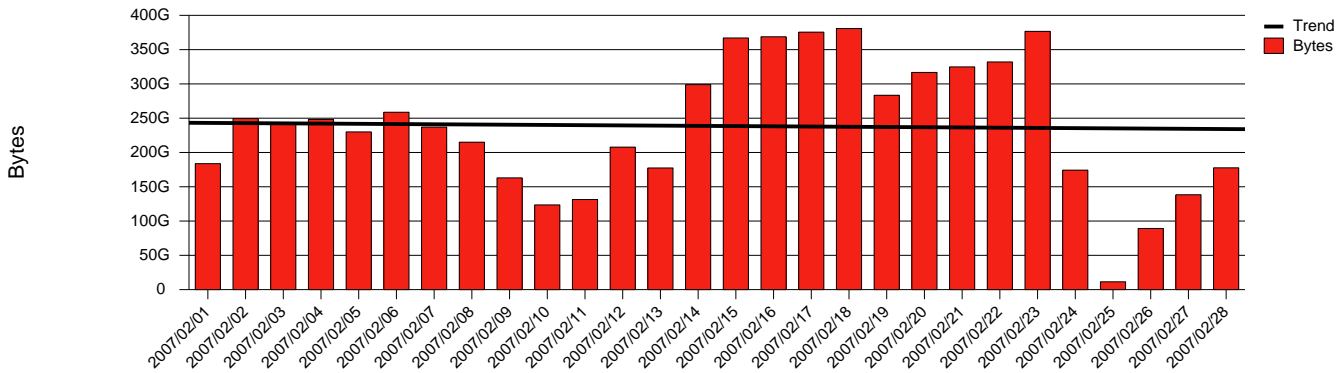
Total Network Volume by Month



Total Network Volume by Week



Total Network Volume by Day



Situations to Watch

Rank	Element Name	Variable	Threshold	Monthly Average		Days to (from)
			Value	Actual	Predicted	Threshold
1	slu2-SRP(In)	Volume (Bandwidth %)	80.000	0.444	0.413	Increasing
2	slu1-SRP(In)	Volume (Bandwidth %)	80.000	0.444	0.550	Increasing
3	slu2-SRP(Out)	Discards (% Frames)	10.000	0.008	0.002	Increasing
4	slu1-SRP(In)	Errors (% Frames)	5.000	0.000	0.000	Decreasing
5	slu1-SRP(Out)	Volume (Bandwidth %)	80.000	0.000	0.023	Decreasing
6	slu2-SRP(In)	Errors (% Frames)	5.000	0.000	0.000	Decreasing
7	slu2-SRP(Out)	Volume (Bandwidth %)	80.000	0.000	0.092	Decreasing