

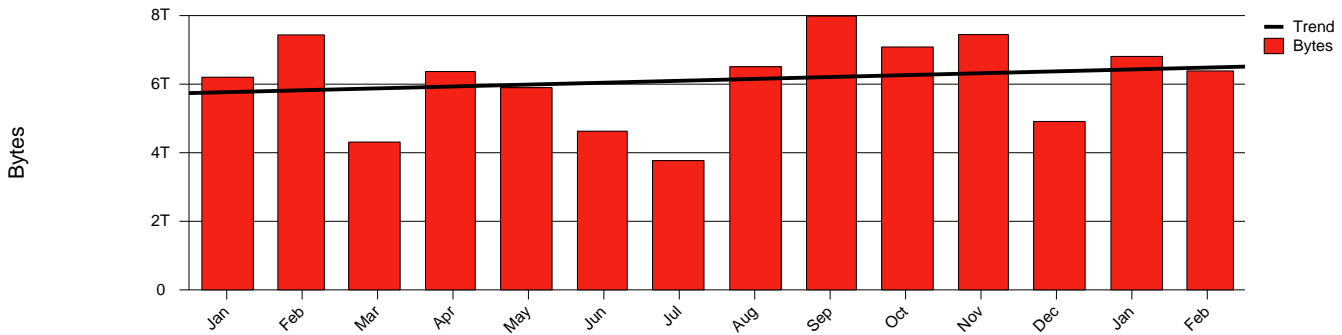
Monthly Health Report

Report for 2007/02/28, Subject: SUNET-A-MALMO-MAH

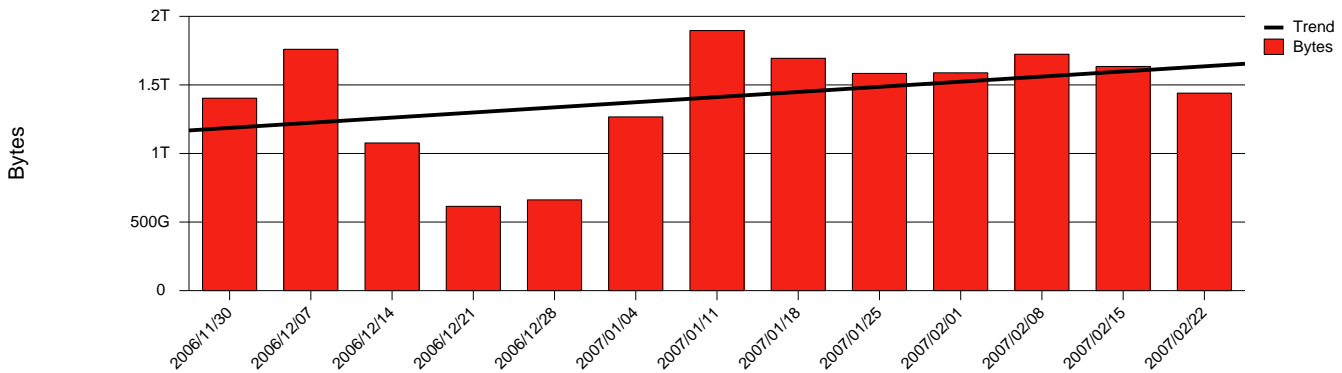


LAN/WAN

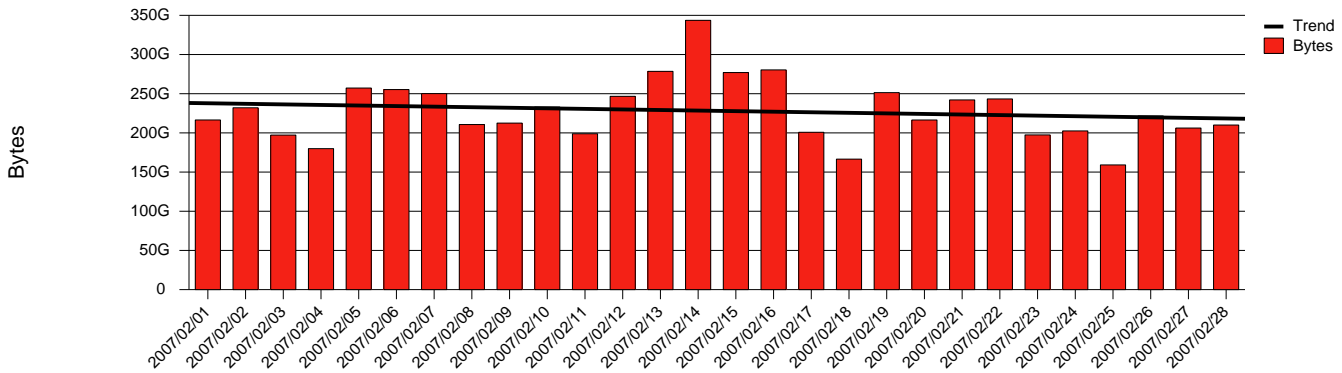
Total Network Volume by Month



Total Network Volume by Week



Total Network Volume by Day



Situations to Watch

| Rank | Element Name | Variable | Threshold | Monthly Average | | Days to (from) |
|------|---------------|----------------------|-----------|-----------------|-----------|----------------|
| | | | Value | Actual | Predicted | Threshold |
| 1 | mah2-SRP(In) | Errors (% Frames) | 5.000 | 0.001 | 1.940 | 509 |
| 2 | mah1-SRP(In) | Volume (Bandwidth %) | 80.000 | 0.472 | 0.437 | Increasing |
| 3 | mah2-SRP(Out) | Volume (Bandwidth %) | 80.000 | 0.190 | 0.195 | Increasing |
| 4 | mah1-SRP(In) | Errors (% Frames) | 5.000 | 0.000 | 0.000 | Decreasing |
| 5 | mah1-SRP(Out) | Volume (Bandwidth %) | 80.000 | 0.184 | 0.169 | Decreasing |
| 6 | mah2-SRP(In) | Volume (Bandwidth %) | 80.000 | 0.003 | 0.004 | Decreasing |