

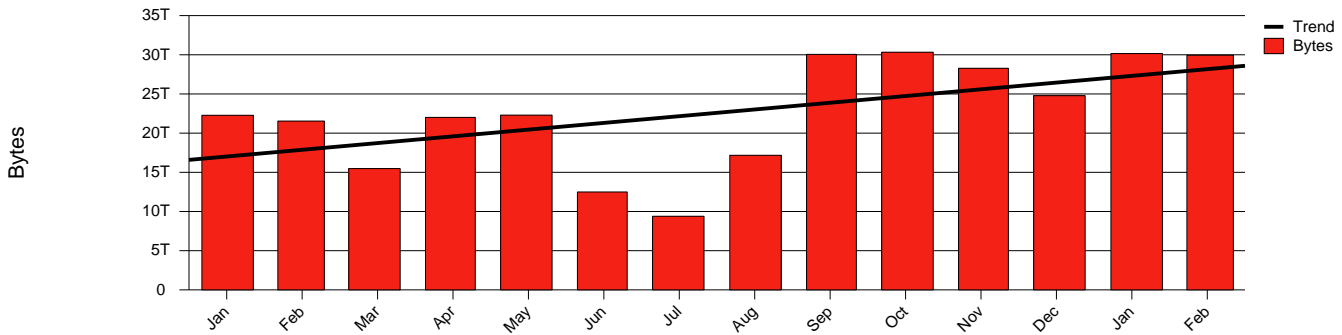
# Monthly Health Report

Report for 2007/02/28, Subject: SUNET-A-BORAS-HB

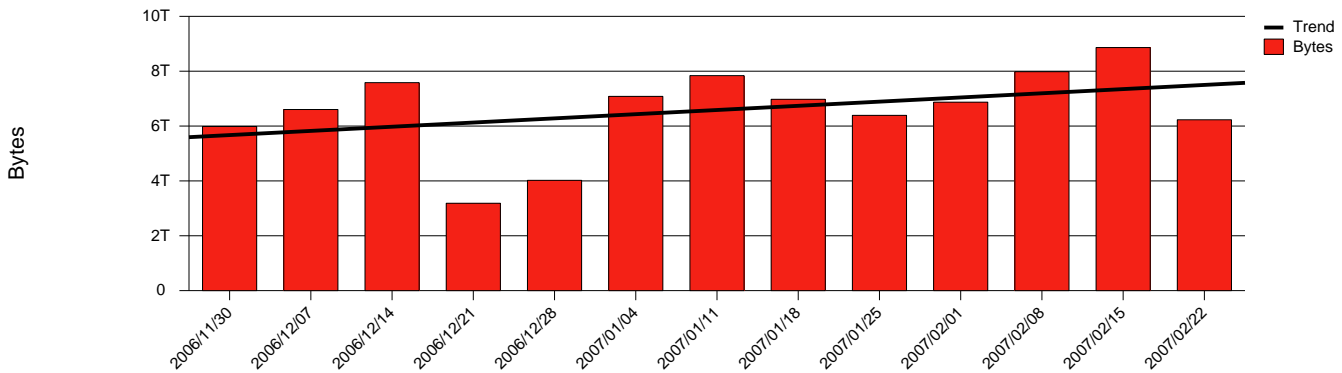


LAN/WAN

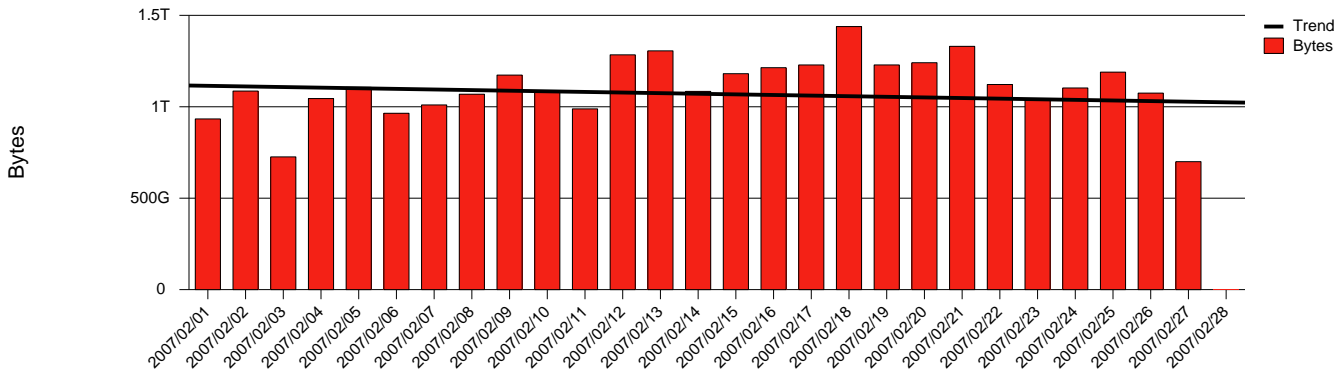
Total Network Volume by Month



Total Network Volume by Week



Total Network Volume by Day



Situations to Watch

Rank	Element Name	Variable	Threshold	Monthly Average		Days to (from) Threshold
			Value	Actual	Predicted	
1	hb2-SRP(In)	Volume (Bandwidth %)	80.000	0.002	0.817	Increasing
2	hb1-SRP(Out)	Volume (Bandwidth %)	80.000	2.475	2.168	Increasing
3	hb2-SRP(In)	Errors (% Frames)	5.000	0.001	0.004	Increasing
4	hb2-SRP(Out)	Volume (Bandwidth %)	80.000	0.001	0.023	Increasing
5	hb1-SRP(In)	Errors (% Frames)	5.000	0.000	0.000	Increasing
6	hb1-SRP(In)	Volume (Bandwidth %)	80.000	1.504	0.498	Decreasing