

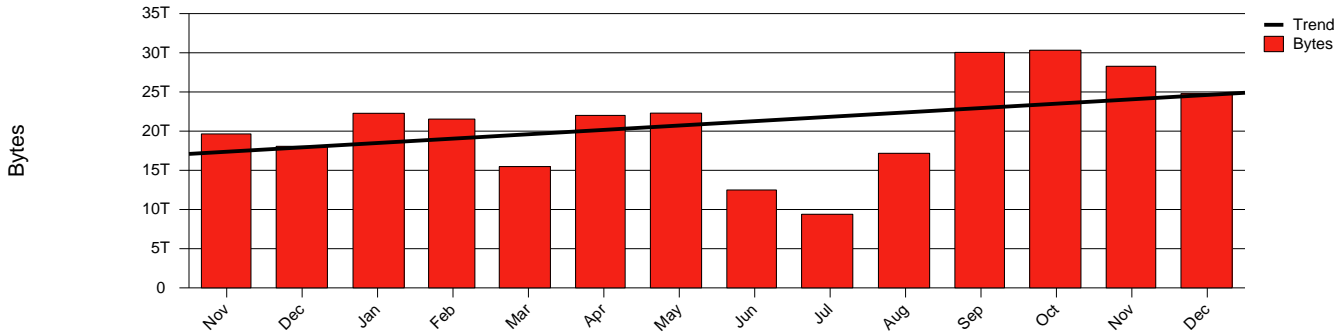
Monthly Health Report

Report for 2006/12/31, Subject: SUNET-A-BORAS-HB

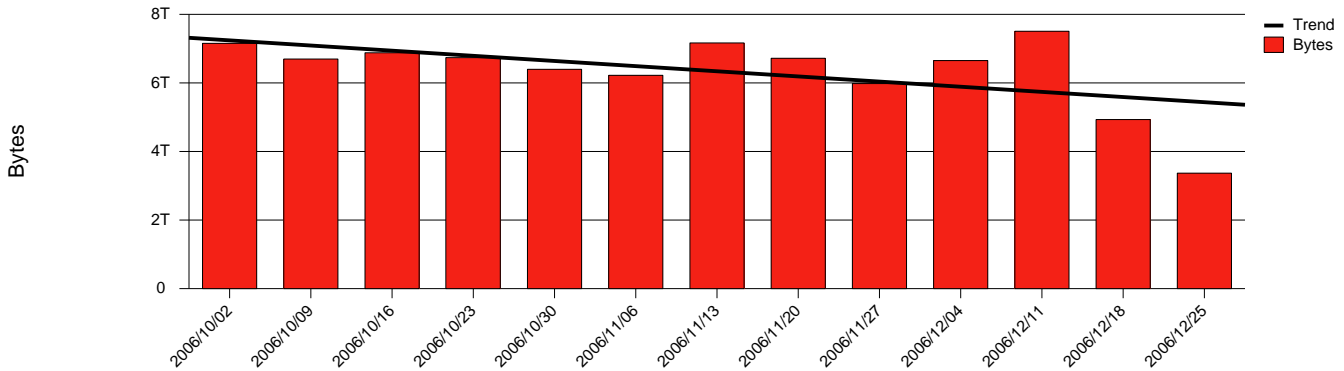


LAN/WAN

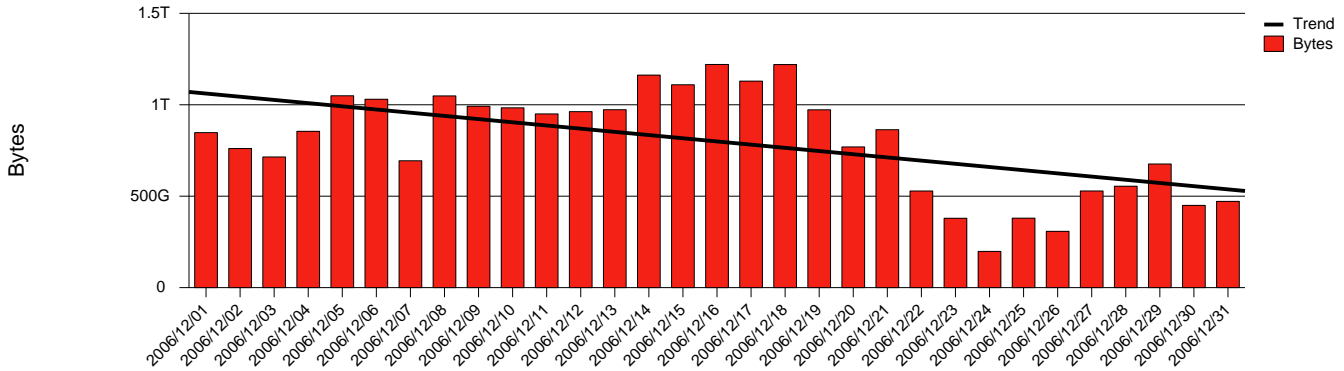
Total Network Volume by Month



Total Network Volume by Week



Total Network Volume by Day



Situations to Watch

Rank	Element Name	Variable	Threshold	Monthly Average		Days to (from) Threshold
			Value	Actual	Predicted	
1	hb2-SRP(In)	Volume (Bandwidth %)	80.000	1.182	0.685	Increasing
2	hb1-SRP(Out)	Volume (Bandwidth %)	80.000	1.792	1.868	Increasing
3	hb2-SRP(In)	Errors (% Frames)	5.000	0.000	0.005	Increasing
4	hb2-SRP(Out)	Volume (Bandwidth %)	80.000	0.000	0.030	Increasing
5	hb1-SRP(In)	Volume (Bandwidth %)	80.000	0.002	0.447	Decreasing
6	hb1-SRP(In)	Errors (% Frames)	5.000	0.000	0.000	Decreasing