

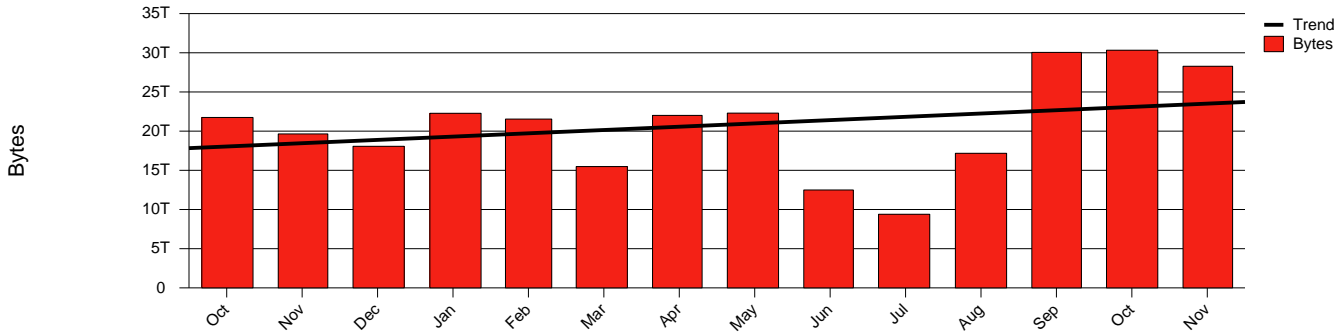
# Monthly Health Report

Report for 2006/11/30, Subject: SUNET-A-BORAS-HB

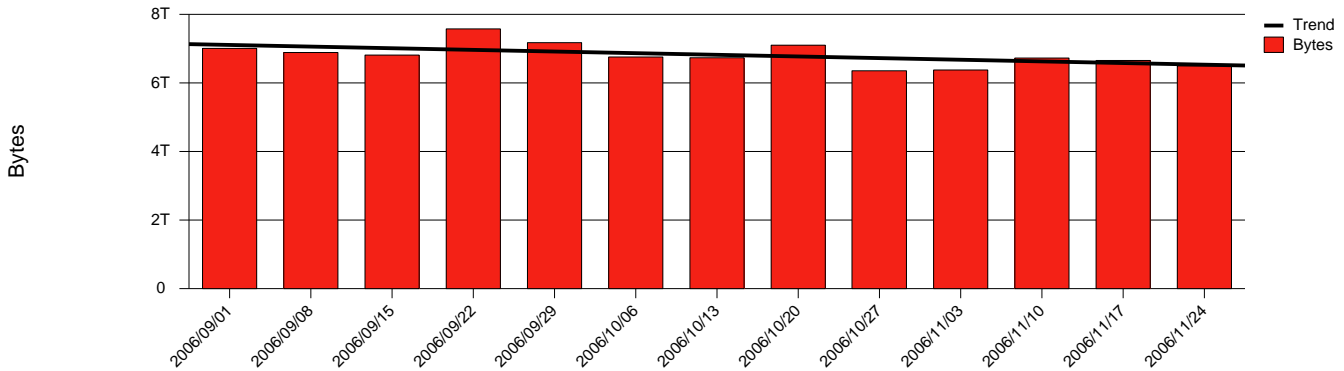


LAN/WAN

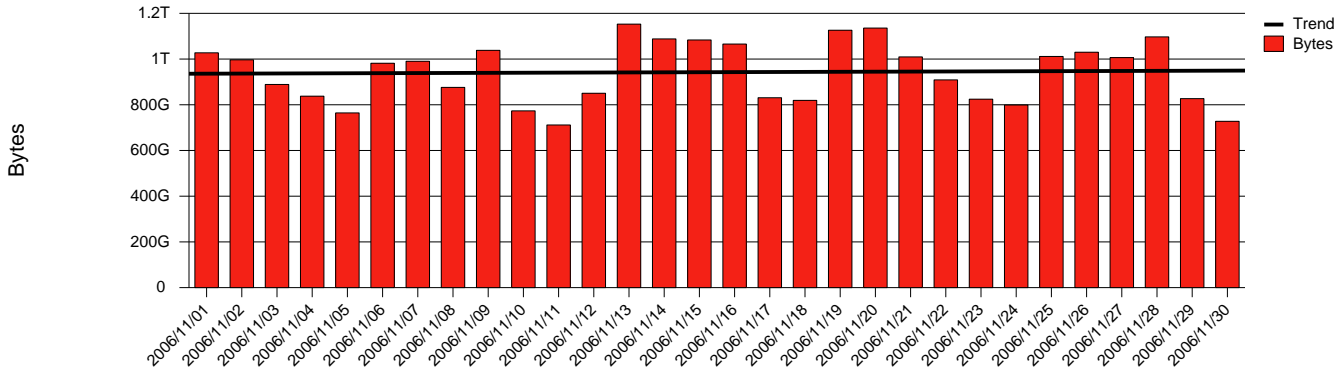
Total Network Volume by Month



Total Network Volume by Week



Total Network Volume by Day



Situations to Watch

Rank	Element Name	Variable	Threshold	Monthly Average		Days to (from)
			Value	Actual	Predicted	Threshold
1	hb2-SRP(In)	Volume (Bandwidth %)	80.000	1.277	0.449	Increasing
2	hb1-SRP(Out)	Volume (Bandwidth %)	80.000	2.230	1.824	Increasing
3	hb2-SRP(In)	Errors (% Frames)	5.000	0.000	0.006	Increasing
4	hb2-SRP(Out)	Volume (Bandwidth %)	80.000	0.000	0.034	Increasing
5	hb1-SRP(In)	Volume (Bandwidth %)	80.000	0.002	0.657	Decreasing
6	hb1-SRP(In)	Errors (% Frames)	5.000	0.000	0.000	Decreasing