

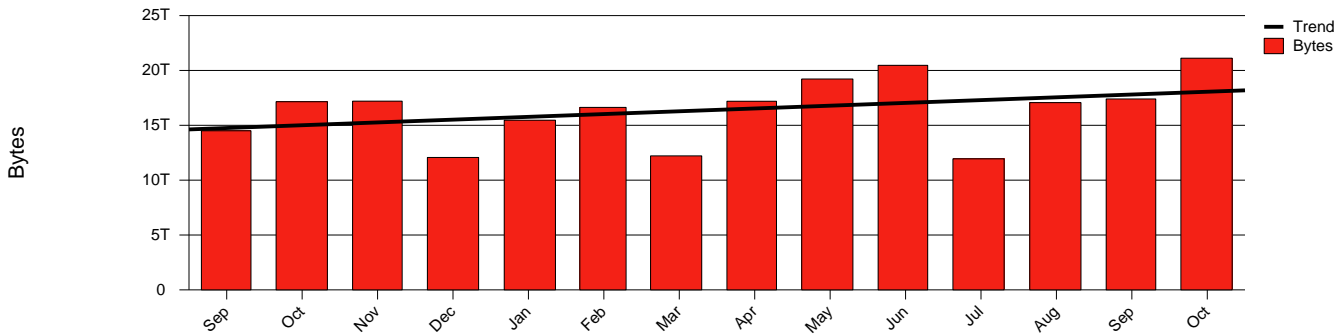
Monthly Health Report

Report for 2006/10/31, Subject: SUNET-A-STHLM-SU

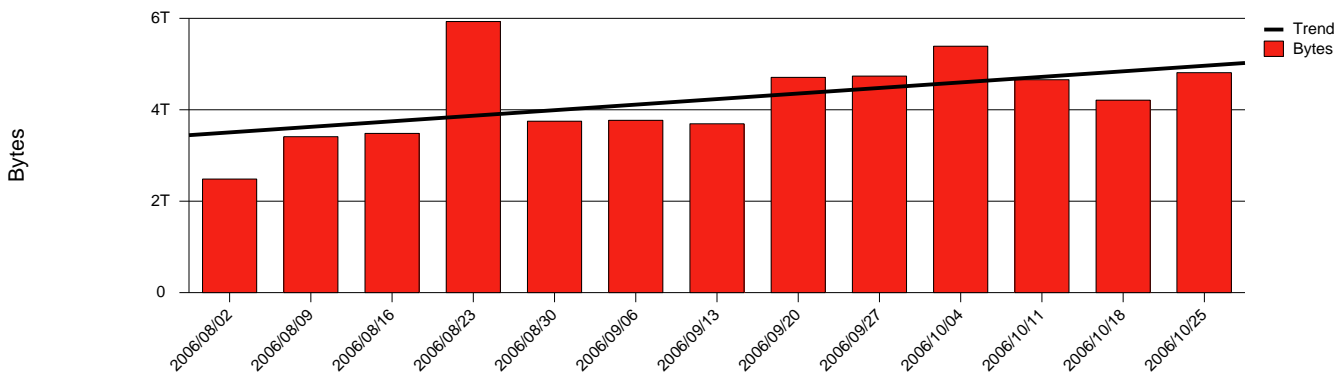


LAN/WAN

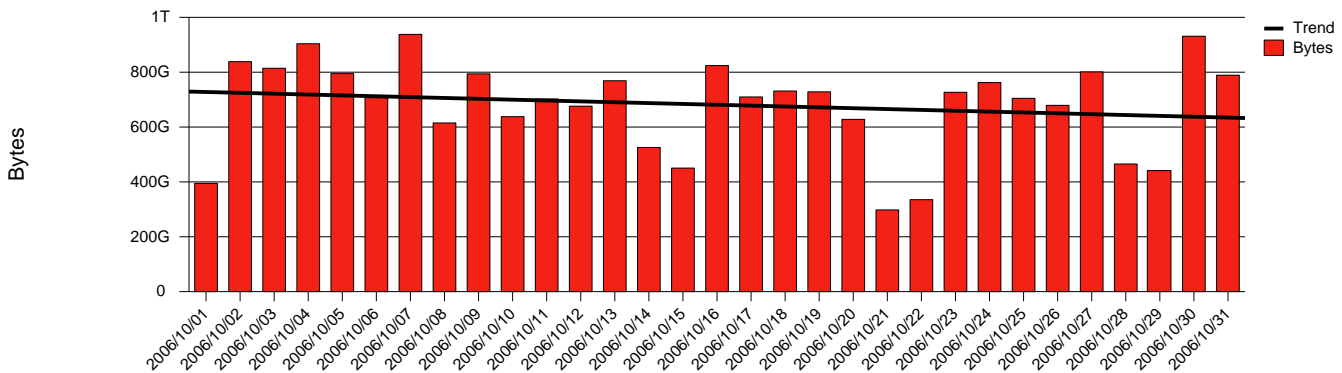
Total Network Volume by Month



Total Network Volume by Week



Total Network Volume by Day



Situations to Watch

Rank	Element Name	Variable	Threshold	Monthly Average		Days to (from)
			Value	Actual	Predicted	Threshold
1	su1-SRP(Out)	Volume (Bandwidth %)	80.000	0.694	0.658	Increasing
2	su2-SRP(Out)	Volume (Bandwidth %)	80.000	0.673	0.624	Increasing
3	su1-SRP(In)	Volume (Bandwidth %)	80.000	0.004	0.097	Increasing
4	su2-SRP(In)	Volume (Bandwidth %)	80.000	1.161	0.929	Increasing
5	su2-SRP(In)	Errors (% Frames)	5.000	0.000	0.001	Increasing
6	su2-SRP(In)	Discards (% Frames)	10.000	0.000	0.000	Increasing
7	su1-SRP(In)	Errors (% Frames)	5.000	0.000	0.006	Decreasing