

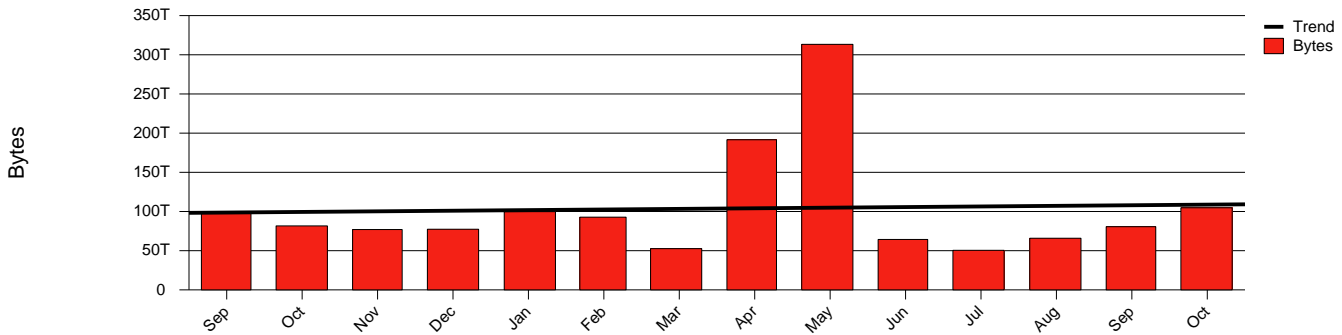
# Monthly Health Report

Report for 2006/10/31, Subject: SUNET-A-STHLM-KTH

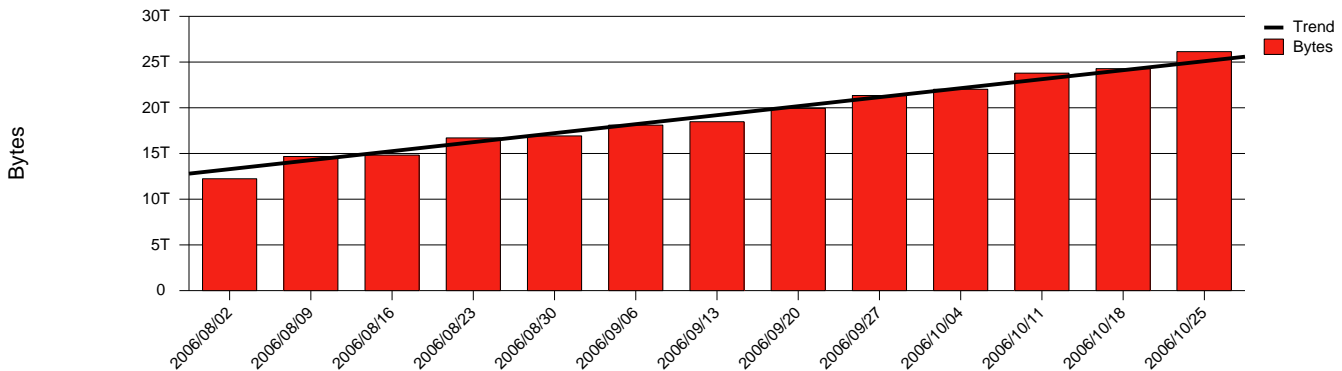


LAN/WAN

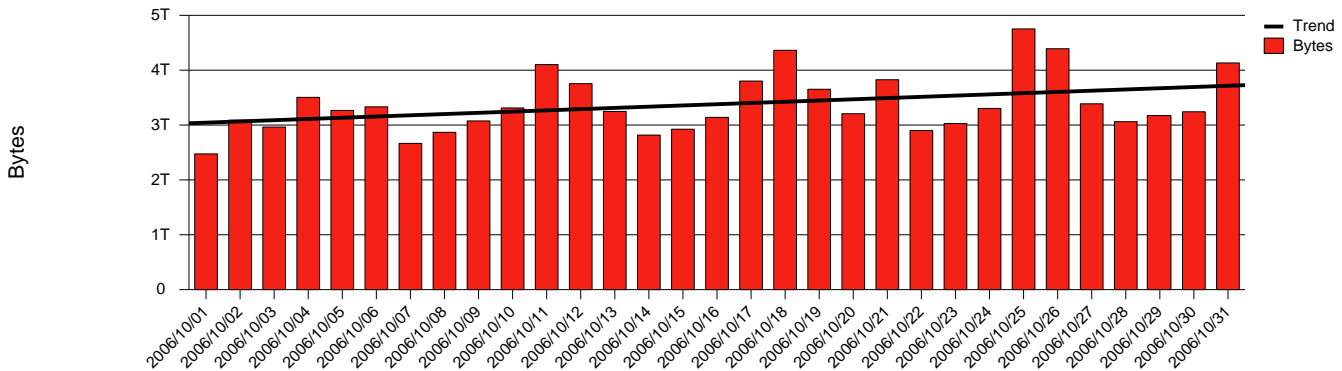
Total Network Volume by Month



Total Network Volume by Week



Total Network Volume by Day



Situations to Watch

Rank	Element Name	Variable	Threshold	Monthly Average		Days to (from) Threshold
			Value	Actual	Predicted	
1	kth2-SRP(Out)	Volume (Bandwidth %)	80.000	3.452	3.877	Increasing
2	kth2-SRP(In)	Volume (Bandwidth %)	80.000	2.307	1.616	Increasing
3	kth1-SRP(In)	Errors (% Frames)	5.000	0.000	0.000	Increasing
4	kth1-SRP(In)	Volume (Bandwidth %)	80.000	3.970	4.635	Decreasing
5	kth1-SRP(Out)	Volume (Bandwidth %)	80.000	2.837	3.542	Decreasing
6	kth2-SRP(In)	Errors (% Frames)	5.000	0.000	0.000	Decreasing