

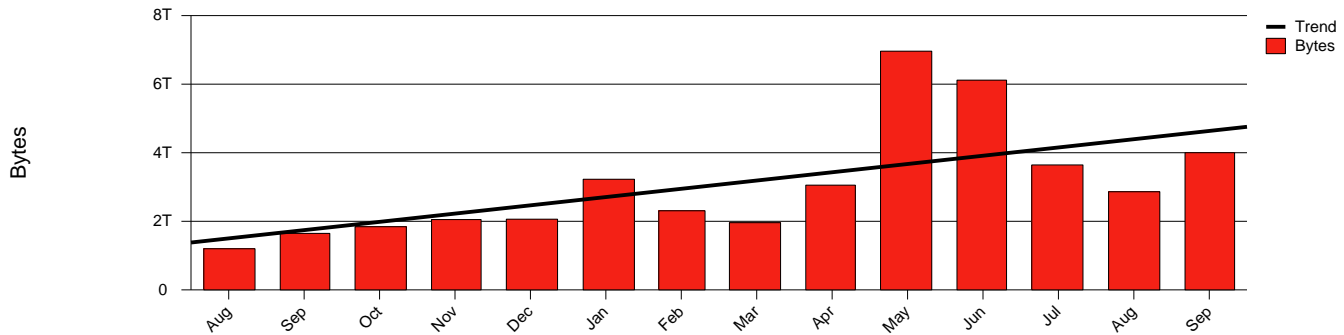
# Monthly Health Report

Report for 2006/09/30, Subject: SUNET-A-STHLM-HHS

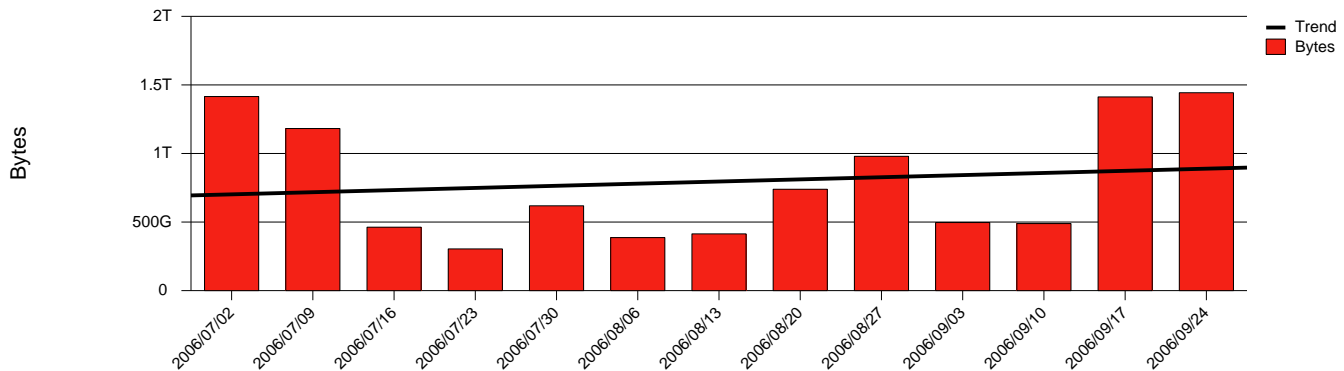


LAN/WAN

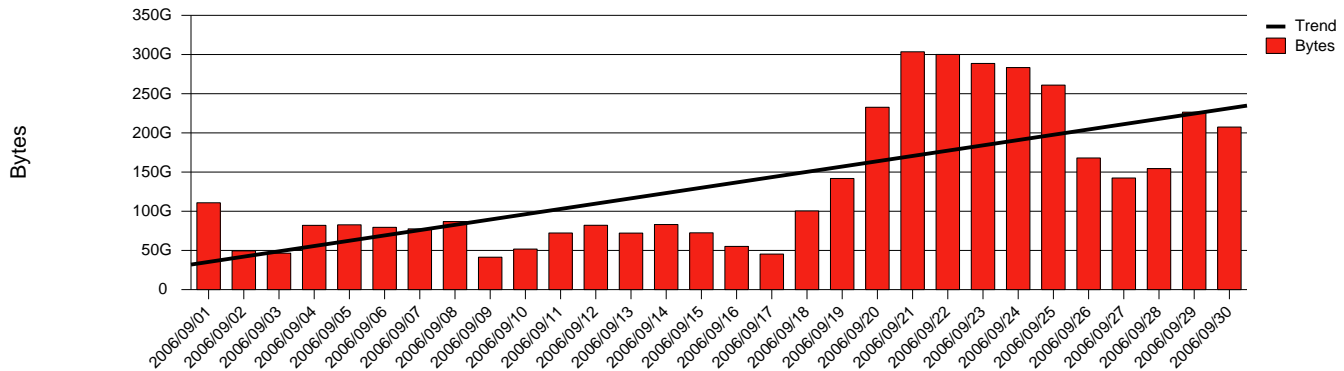
Total Network Volume by Month



Total Network Volume by Week



Total Network Volume by Day



Situations to Watch

Rank	Element Name	Variable	Threshold	Monthly Average		Days to (from)
			Value	Actual	Predicted	Threshold
1	hhs1-SRP(In)	Volume (Bandwidth %)	80.000	0.242	0.280	Increasing
2	hhs2-SRP(In)	Volume (Bandwidth %)	80.000	0.113	0.164	Increasing
3	hhs1-SRP(Out)	Volume (Bandwidth %)	80.000	0.142	0.156	Increasing
4	hhs2-SRP(Out)	Volume (Bandwidth %)	80.000	0.000	0.000	Increasing