

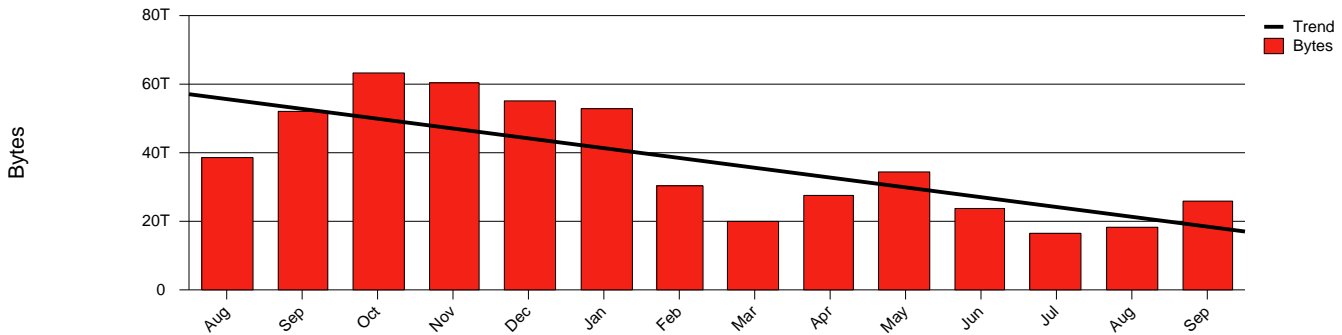
Monthly Health Report

Report for 2006/09/30, Subject: SUNET-A-LUND-LU

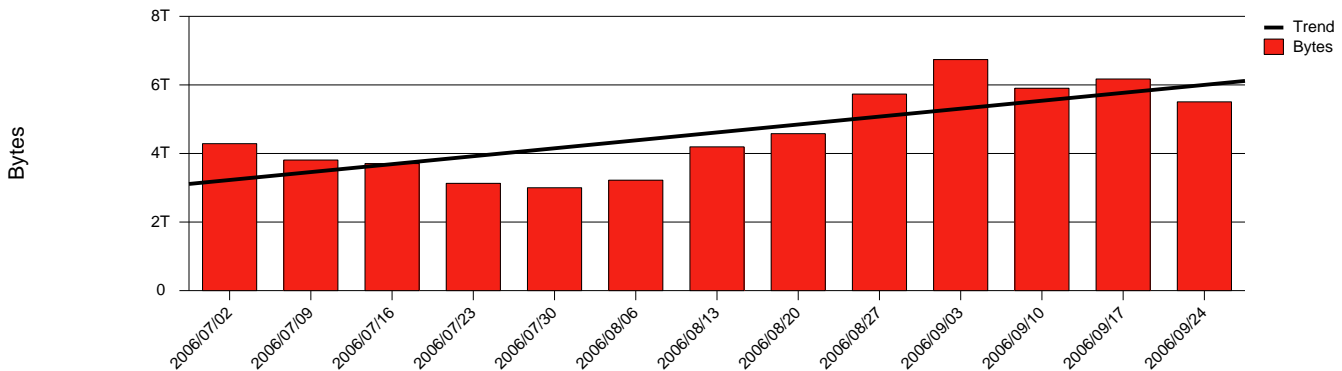


LAN/WAN

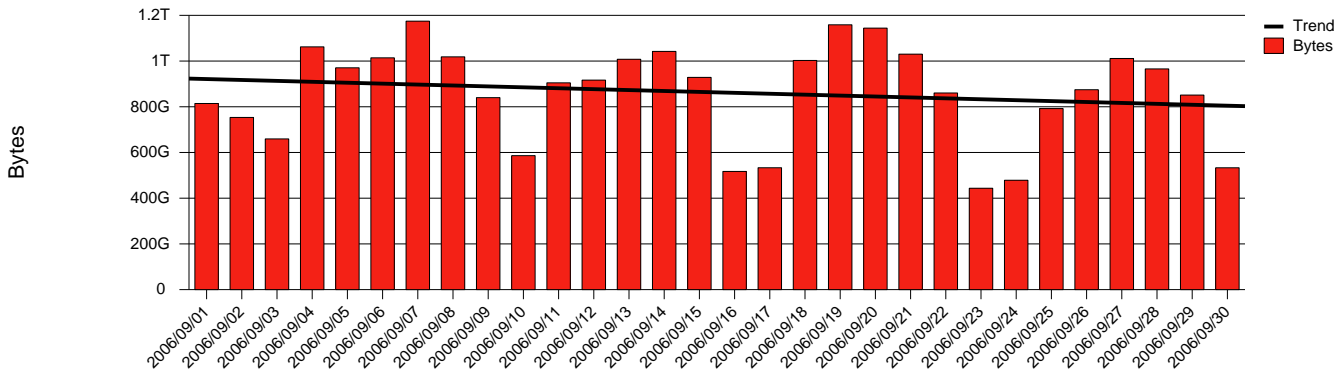
Total Network Volume by Month



Total Network Volume by Week



Total Network Volume by Day



Situations to Watch

Rank	Element Name	Variable	Threshold	Monthly Average		Days to (from) Threshold
			Value	Actual	Predicted	
1	lu2-SRP(In)	Errors (% Frames)	5.000	4.059 K	982.922	(292)
2	lu2-SRP(In)	Volume (Bandwidth %)	80.000	1.513	1.364	Increasing
3	lu2-SRP(Out)	Volume (Bandwidth %)	80.000	1.357	1.142	Increasing
4	lu1-SRP(In)	Errors (% Frames)	5.000	0.044	0.011	Increasing
5	lu1-SRP(In)	Discards (% Frames)	10.000	0.000	0.001	Increasing
6	lu2-SRP(In)	Discards (% Frames)	10.000	0.000	0.000	Increasing
7	lu1-SRP(In)	Volume (Bandwidth %)	80.000	0.224	0.075	Decreasing
8	lu1-SRP(Out)	Volume (Bandwidth %)	80.000	0.121	0.045	Decreasing