

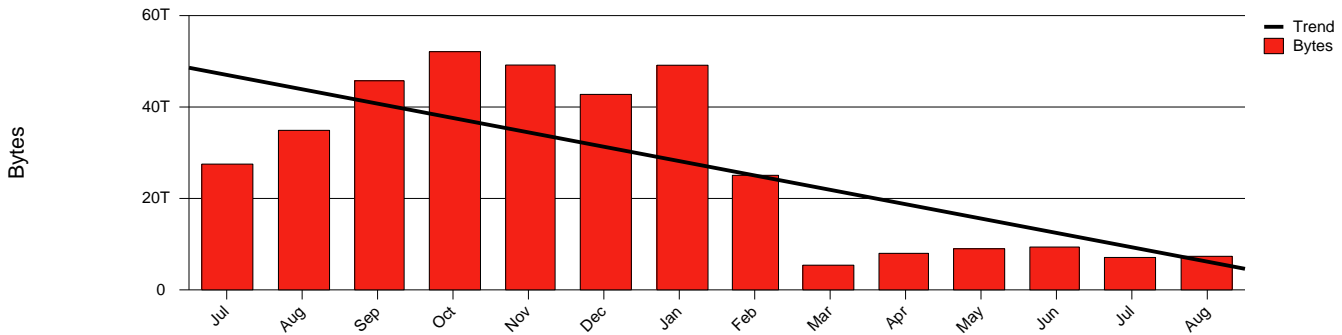
# Monthly Health Report

Report for 2006/08/31, Subject: SUNET-A-SUNDSVALL-MH

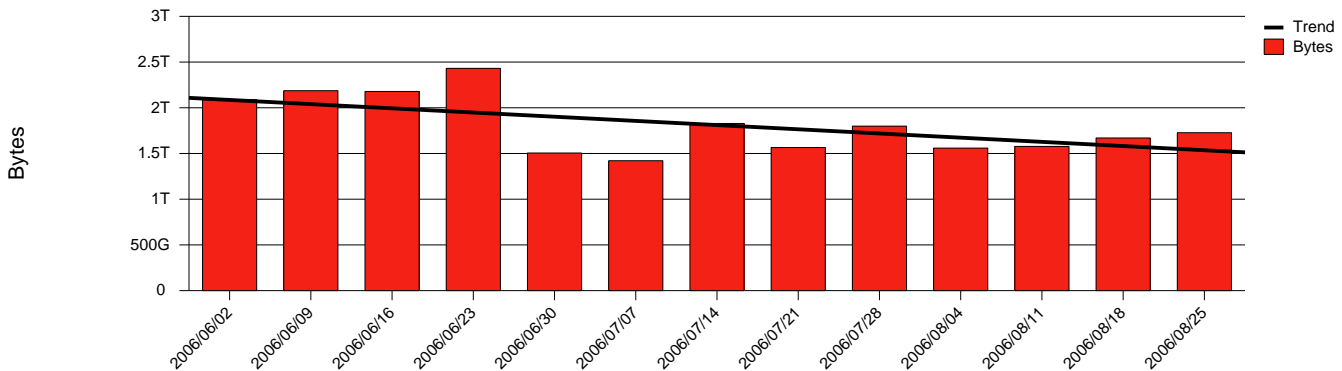


LAN/WAN

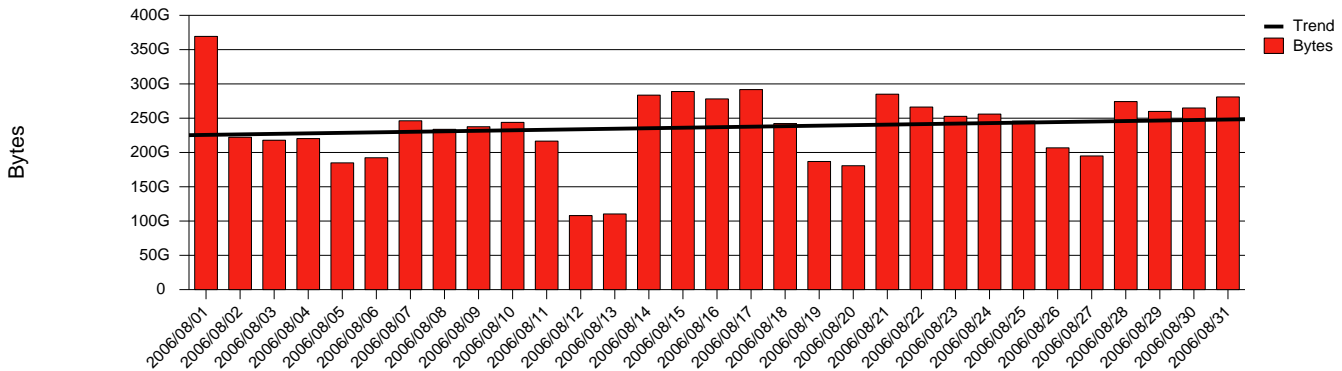
Total Network Volume by Month



Total Network Volume by Week



Total Network Volume by Day



Situations to Watch

| Rank | Element Name | Variable             | Threshold | Monthly Average |           | Days to (from) Threshold |
|------|--------------|----------------------|-----------|-----------------|-----------|--------------------------|
|      |              |                      | Value     | Actual          | Predicted |                          |
| 1    | mh2-SRP(In)  | Errors (% Frames)    | 5.000     | 0.474           | 0.115     | Increasing               |
| 2    | mh2-SRP(In)  | Volume (Bandwidth %) | 80.000    | 0.002           | 0.027     | Increasing               |
| 3    | mh2-SRP(Out) | Volume (Bandwidth %) | 80.000    | 0.009           | 0.018     | Increasing               |
| 4    | mh1-SRP(In)  | Errors (% Frames)    | 5.000     | 0.002           | 0.001     | Increasing               |
| 5    | mh1-SRP(In)  | Volume (Bandwidth %) | 80.000    | 0.584           | 0.590     | Decreasing               |
| 6    | mh1-SRP(Out) | Volume (Bandwidth %) | 80.000    | 0.287           | 0.107     | Decreasing               |