

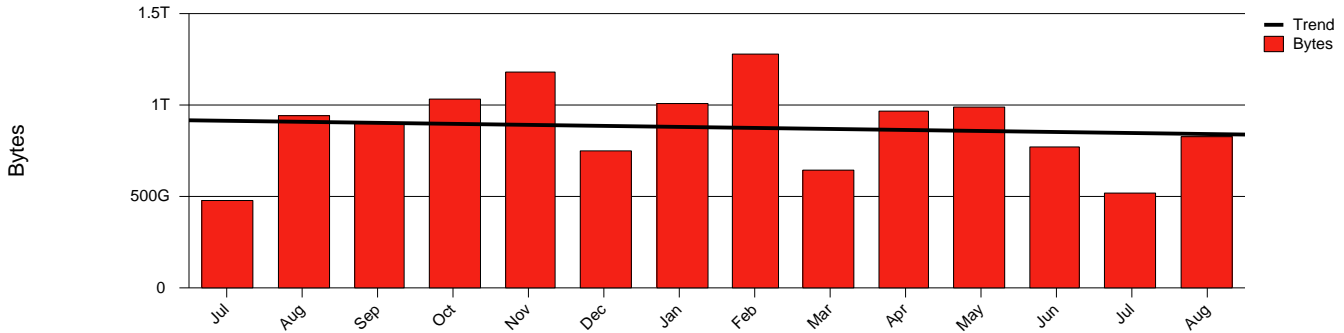
# Monthly Health Report

Report for 2006/08/31, Subject: SUNET-A-STHLM-LHS

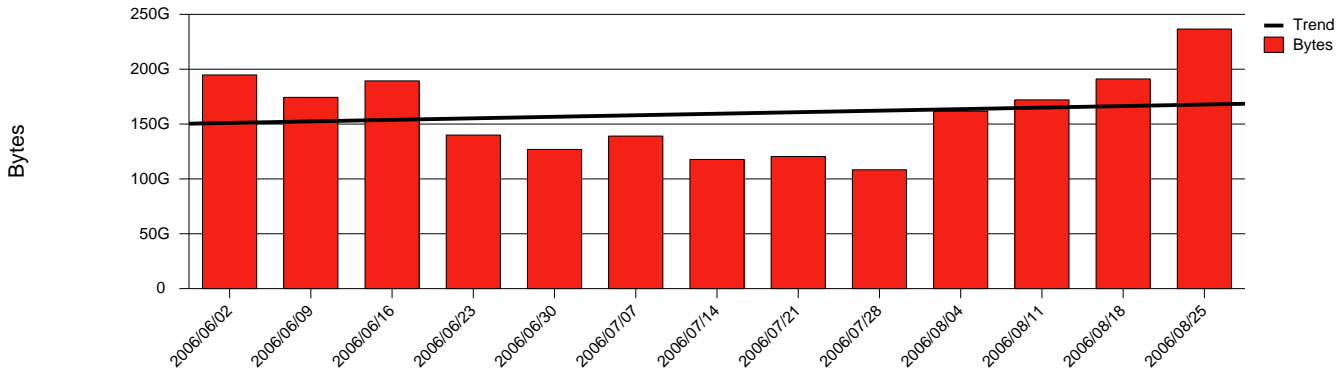


LAN/WAN

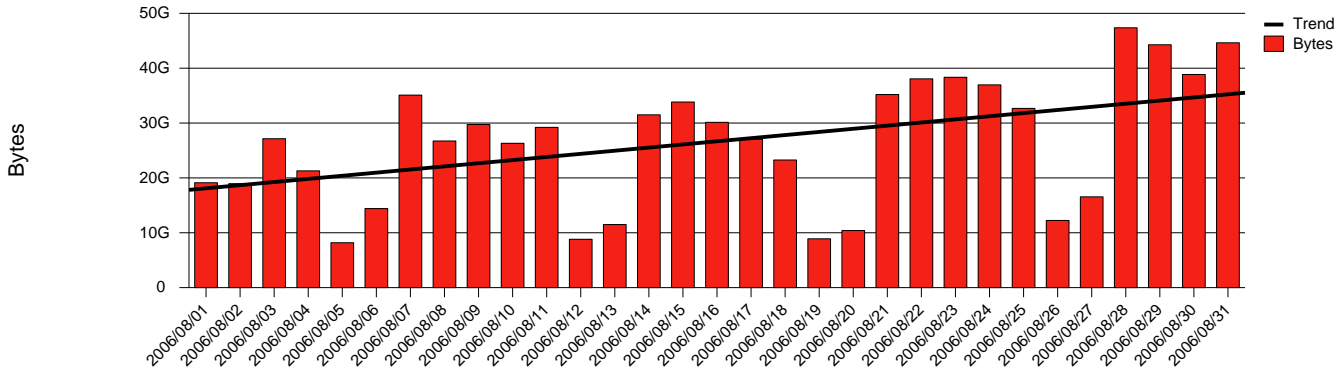
Total Network Volume by Month



Total Network Volume by Week



Total Network Volume by Day



Situations to Watch

Rank	Element Name	Variable	Threshold	Monthly Average		Days to (from) Threshold
			Value	Actual	Predicted	
1	lhs2-SRP(In)	Errors (% Frames)	5.000	0.426	0.338	Increasing
2	lhs1-SRP(In)	Volume (Bandwidth %)	80.000	0.061	0.066	Increasing
3	lhs1-SRP(In)	Errors (% Frames)	5.000	0.000	0.000	Increasing
4	lhs2-SRP(In)	Volume (Bandwidth %)	80.000	0.004	0.003	Increasing
5	lhs2-SRP(Out)	Volume (Bandwidth %)	80.000	0.000	0.001	Decreasing
6	lhs1-SRP(Out)	Volume (Bandwidth %)	80.000	0.034	0.044	Decreasing