

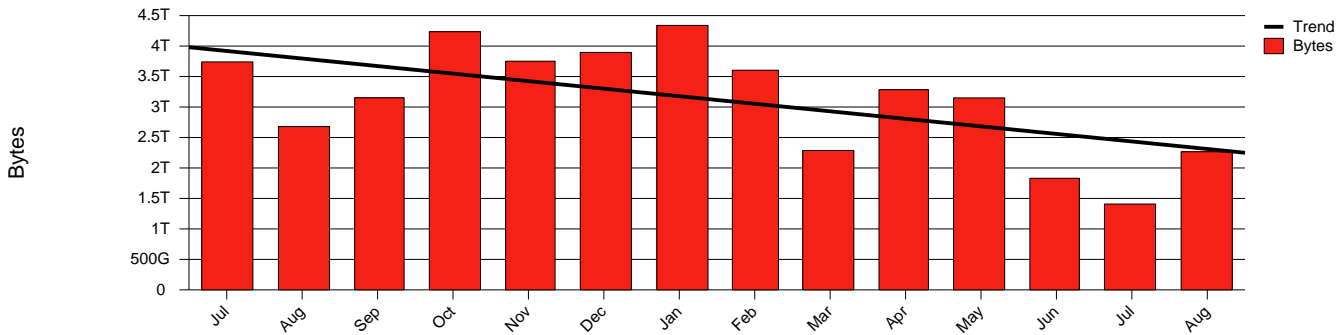
Monthly Health Report

Report for 2006/08/31, Subject: SUNET-A-HALMSTAD-HH

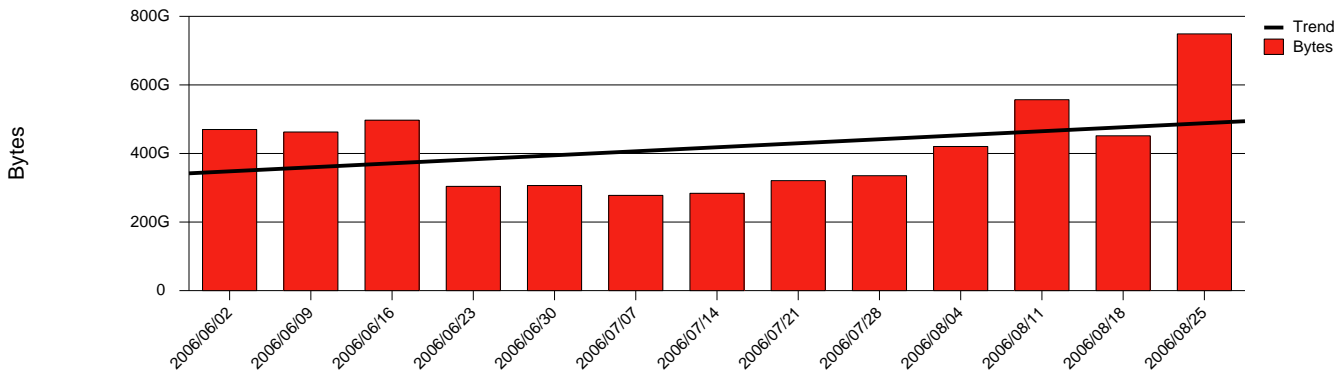


LAN/WAN

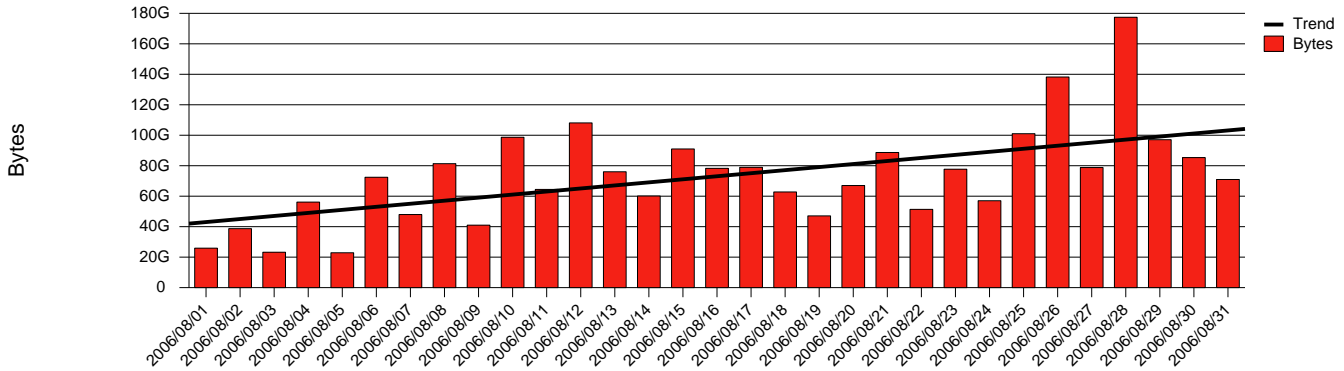
Total Network Volume by Month



Total Network Volume by Week



Total Network Volume by Day



Situations to Watch

| Rank | Element Name | Variable | Threshold | Monthly Average | | Days to (from) |
|------|--------------|----------------------|-----------|-----------------|-----------|----------------|
| | | | Value | Actual | Predicted | |
| 1 | hh1-SRP(In) | Errors (% Frames) | 5.000 | 0.000 | 0.000 | Increasing |
| 2 | hh2-SRP(In) | Volume (Bandwidth %) | 80.000 | 0.000 | 0.040 | Decreasing |
| 3 | hh2-SRP(Out) | Volume (Bandwidth %) | 80.000 | 0.000 | 0.003 | Decreasing |
| 4 | hh1-SRP(In) | Volume (Bandwidth %) | 80.000 | 0.184 | 0.009 | Decreasing |
| 5 | hh1-SRP(Out) | Volume (Bandwidth %) | 80.000 | 0.088 | 0.000 | Decreasing |