

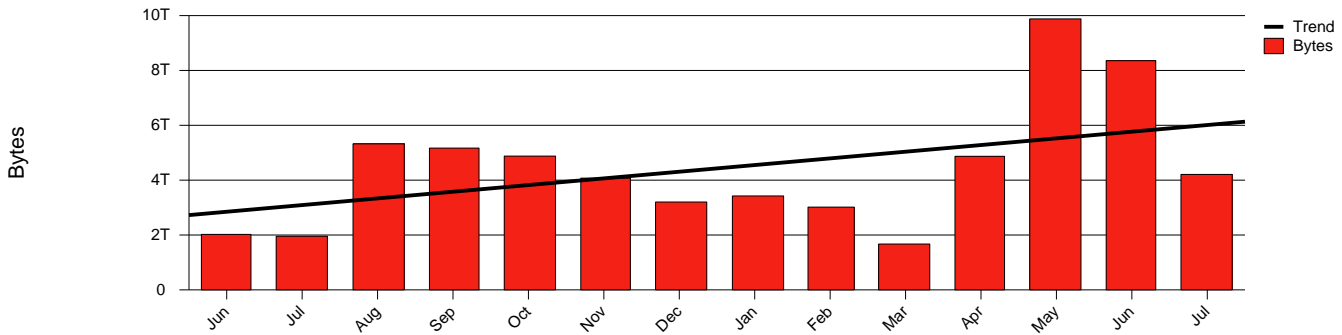
# Monthly Health Report

Report for 2006/07/31, Subject: SUNET-A-UPPSALA-SLU

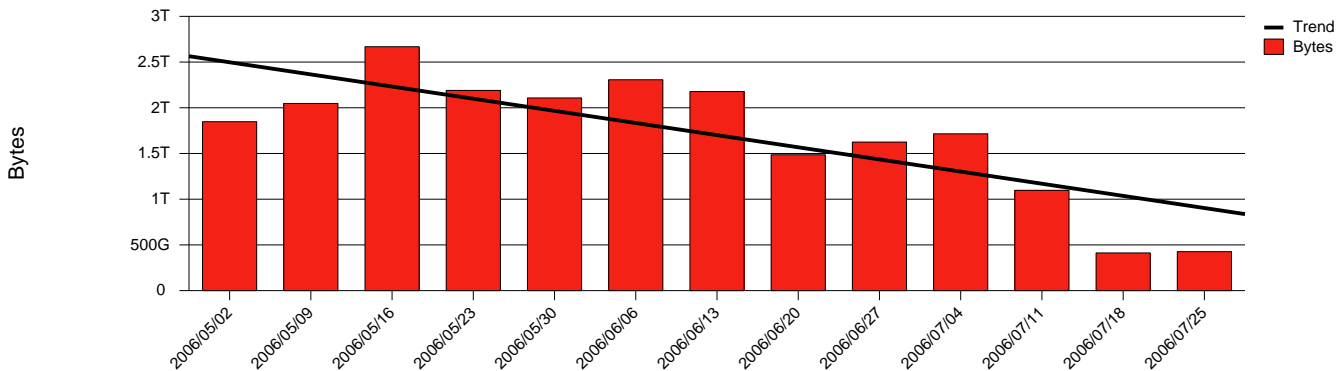


LAN/WAN

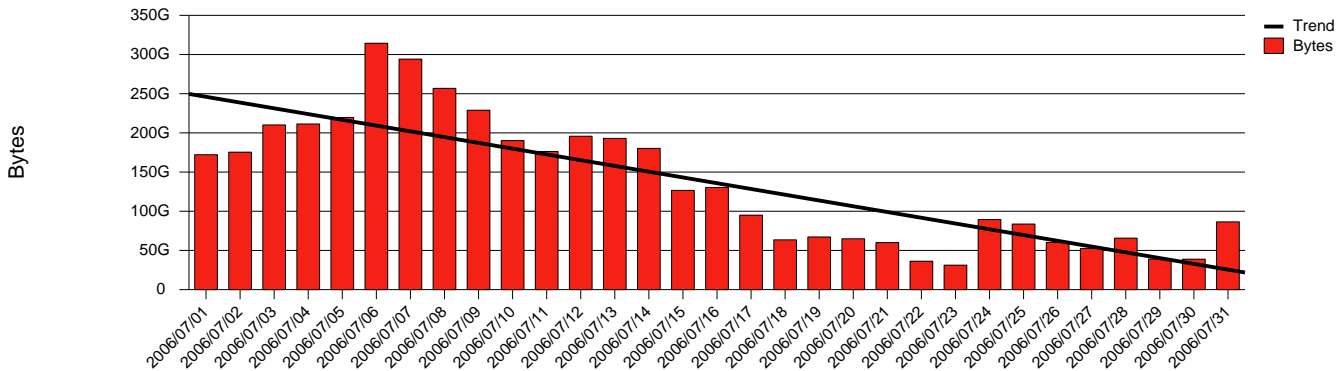
Total Network Volume by Month



Total Network Volume by Week



Total Network Volume by Day



Situations to Watch

| Rank | Element Name  | Variable             | Threshold | Monthly Average |           | Days to (from) Threshold |
|------|---------------|----------------------|-----------|-----------------|-----------|--------------------------|
|      |               |                      | Value     | Actual          | Predicted |                          |
| 1    | slu1-SRP(In)  | Volume (Bandwidth %) | 80.000    | 0.247           | 0.394     | Increasing               |
| 2    | slu2-SRP(In)  | Volume (Bandwidth %) | 80.000    | 0.131           | 0.168     | Increasing               |
| 3    | slu1-SRP(Out) | Volume (Bandwidth %) | 80.000    | 0.065           | 0.072     | Increasing               |
| 4    | slu1-SRP(In)  | Errors (% Frames)    | 5.000     | 0.000           | 0.000     | Increasing               |
| 5    | slu2-SRP(Out) | Volume (Bandwidth %) | 80.000    | 0.062           | 0.153     | Decreasing               |