

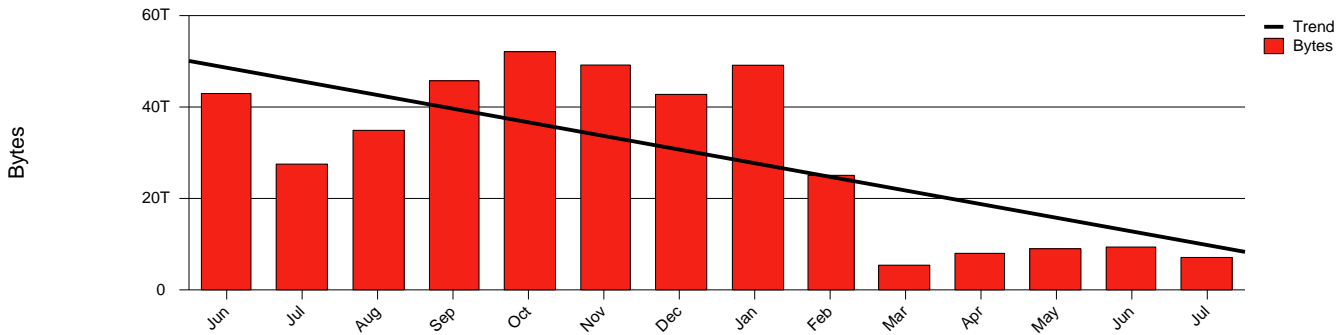
Monthly Health Report

Report for 2006/07/31, Subject: SUNET-A-SUNDSVALL-MH

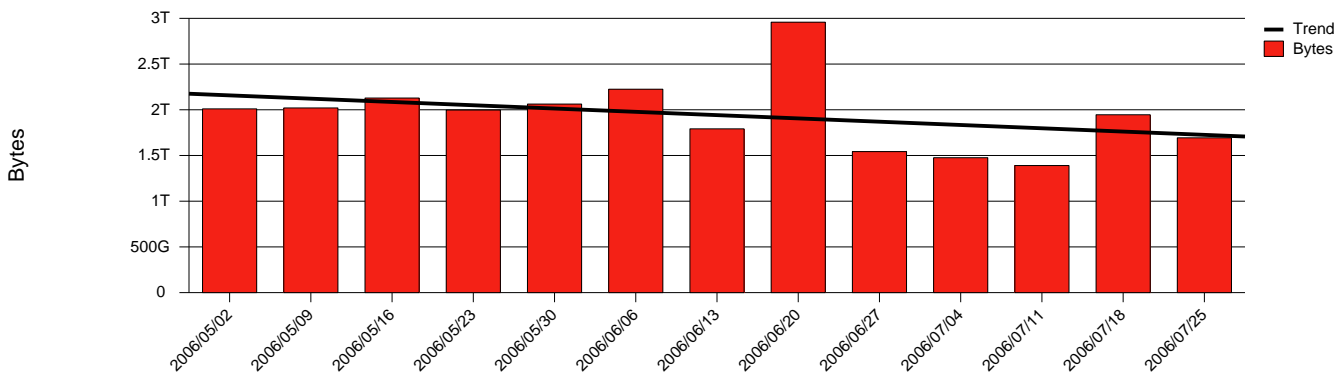


LAN/WAN

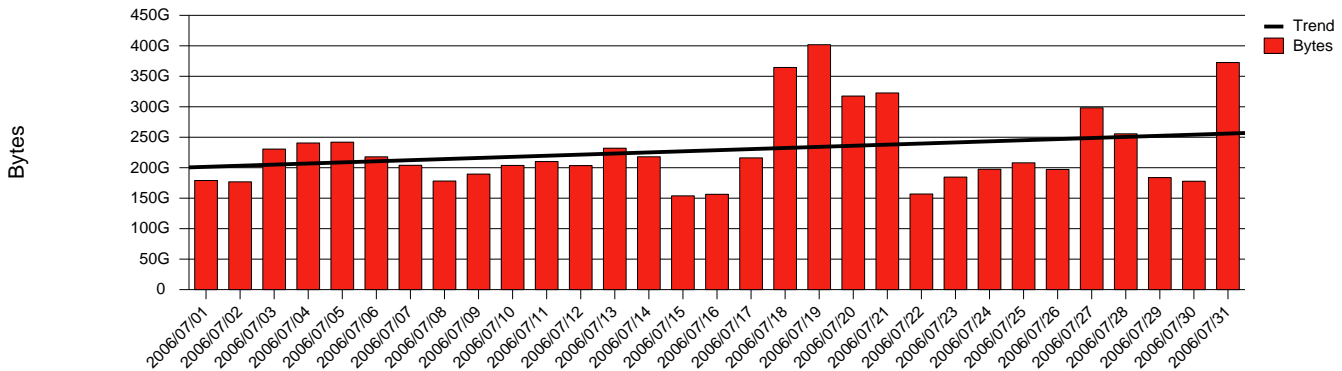
Total Network Volume by Month



Total Network Volume by Week



Total Network Volume by Day



Situations to Watch

Rank	Element Name	Variable	Threshold	Monthly Average		Days to (from)
			Value	Actual	Predicted	Threshold
1	mh2-SRP(In)	Volume (Bandwidth %)	80.000	0.009	0.031	Increasing
2	mh2-SRP(Out)	Volume (Bandwidth %)	80.000	0.000	0.019	Increasing
3	mh1-SRP(In)	Errors (% Frames)	5.000	0.000	0.000	Increasing
4	mh1-SRP(In)	Volume (Bandwidth %)	80.000	0.534	0.739	Decreasing
5	mh1-SRP(Out)	Volume (Bandwidth %)	80.000	0.309	0.330	Decreasing
6	mh2-SRP(In)	Errors (% Frames)	5.000	0.000	0.001	Decreasing