

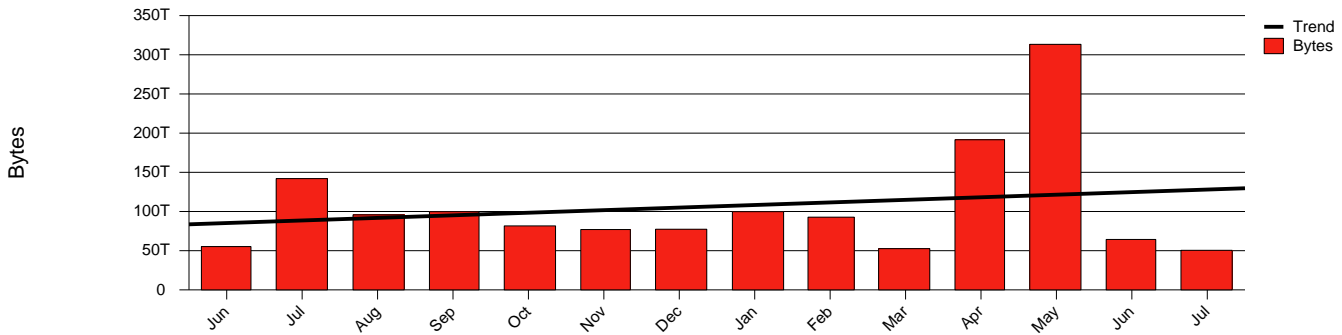
# Monthly Health Report

Report for 2006/07/31, Subject: SUNET-A-STHLM-KTH

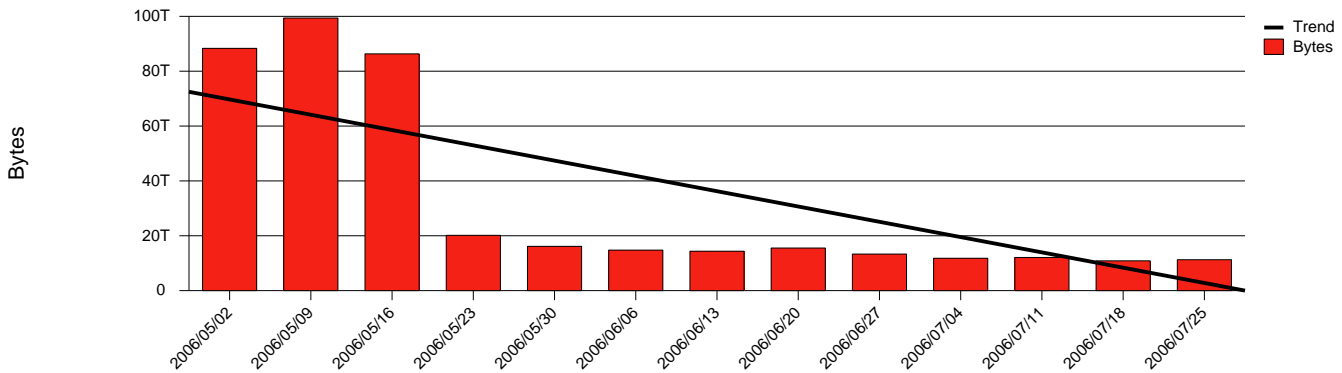


LAN/WAN

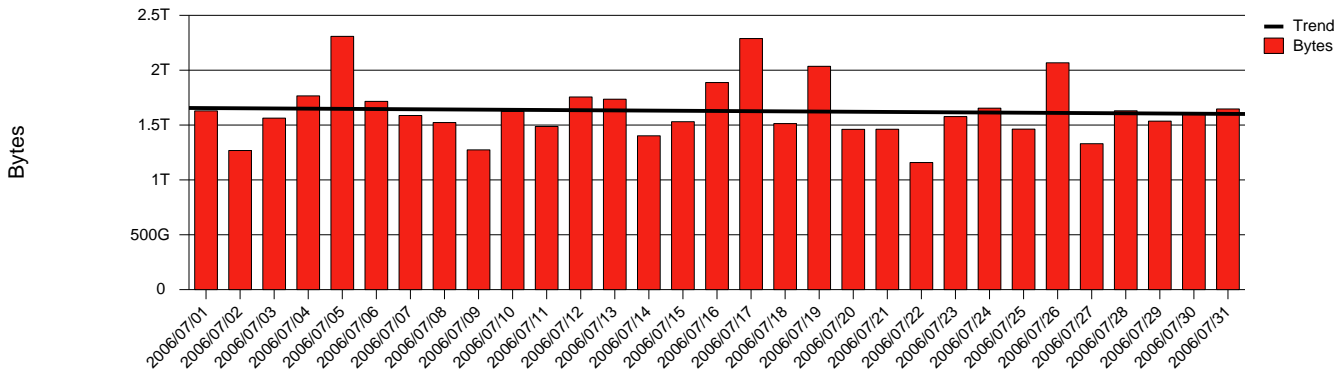
Total Network Volume by Month



Total Network Volume by Week



Total Network Volume by Day



Situations to Watch

| Rank | Element Name  | Variable             | Threshold | Monthly Average |           | Days to (from) |
|------|---------------|----------------------|-----------|-----------------|-----------|----------------|
|      |               |                      | Value     | Actual          | Predicted | Threshold      |
| 1    | kth2-SRP(Out) | Volume (Bandwidth %) | 80.000    | 1.974           | 4.432     | Increasing     |
| 2    | kth1-SRP(Out) | Volume (Bandwidth %) | 80.000    | 1.313           | 4.902     | Increasing     |
| 3    | kth1-SRP(In)  | Volume (Bandwidth %) | 80.000    | 1.931           | 5.787     | Increasing     |
| 4    | kth2-SRP(In)  | Volume (Bandwidth %) | 80.000    | 0.845           | 1.502     | Increasing     |
| 5    | kth1-SRP(In)  | Errors (% Frames)    | 5.000     | 0.000           | 0.000     | Increasing     |