

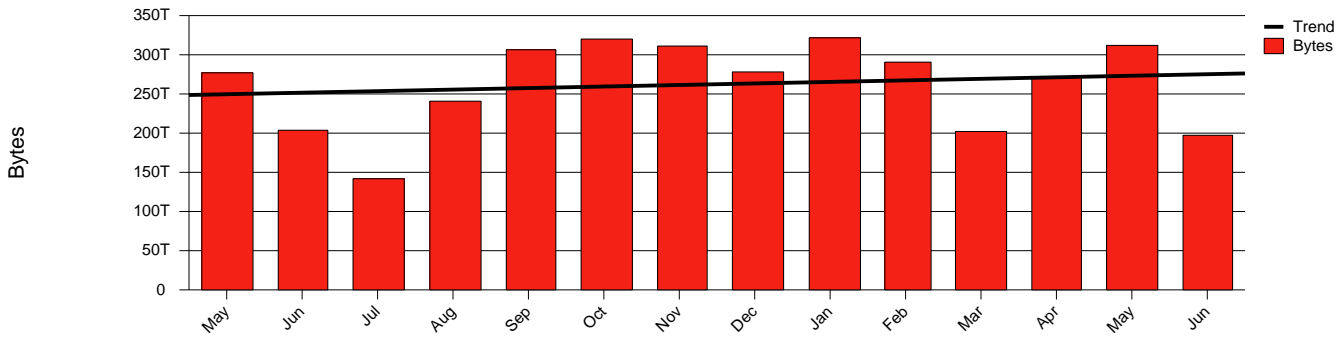
Monthly Health Report

Report for 2006/06/30, Subject: SUNET-A-LULEA-LTU

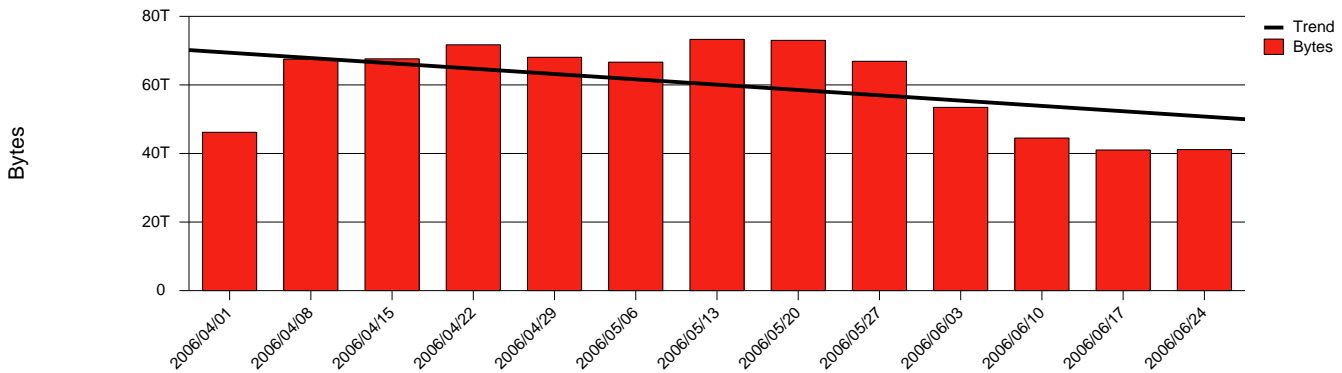


LAN/WAN

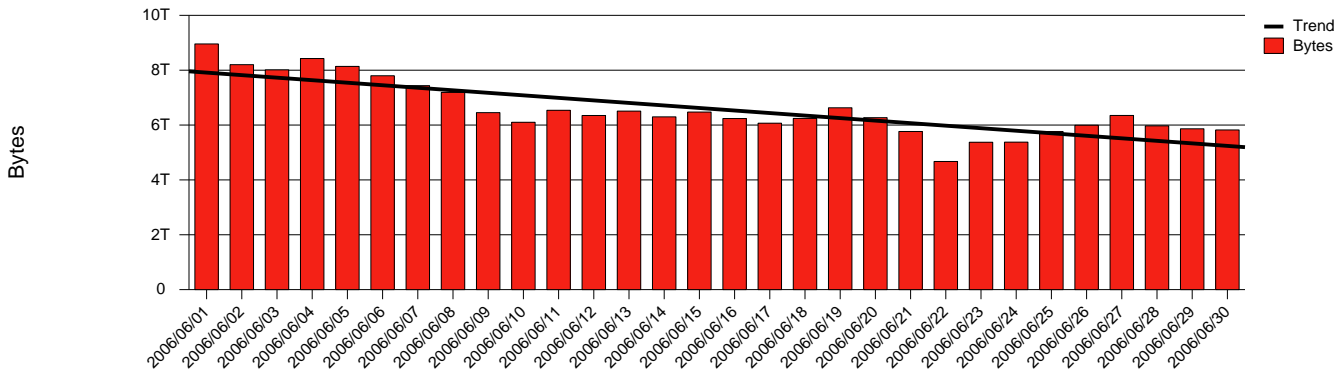
Total Network Volume by Month



Total Network Volume by Week



Total Network Volume by Day



Situations to Watch

Rank	Element Name	Variable	Threshold	Monthly Average		Days to (from)
			Value	Actual	Predicted	Threshold
1	ltu1-SRP(In)	Volume (Bandwidth %)	80.000	10.482	14.817	Increasing
2	ltu1-SRP(Out)	Volume (Bandwidth %)	80.000	13.471	20.820	Increasing
3	ltu2-SRP(Out)	Volume (Bandwidth %)	80.000	0.157	0.415	Increasing
4	ltu2-SRP(In)	Volume (Bandwidth %)	80.000	0.373	0.576	Increasing
5	ltu1-SRP(In)	Errors (% Frames)	5.000	0.000	0.000	Decreasing