

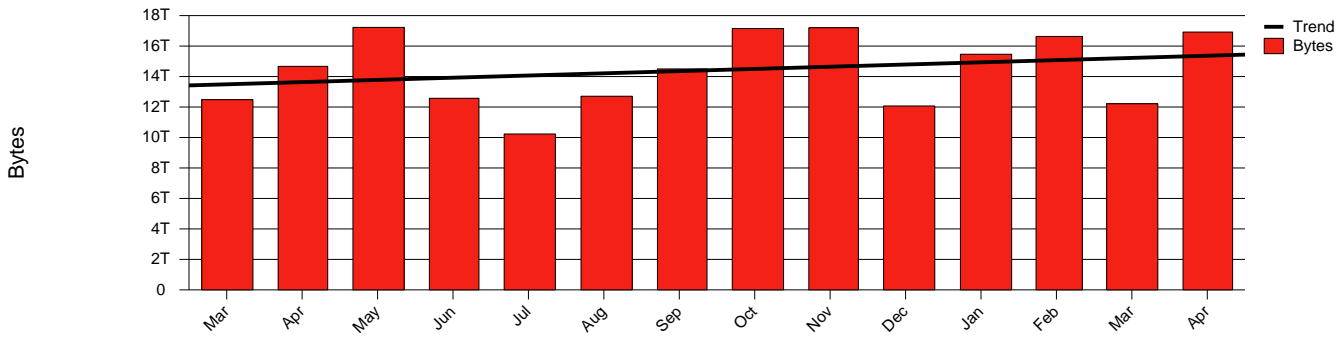
# Monthly Health Report

Report for 2006/04/30, Subject: SUNET-A-STHLM-SU

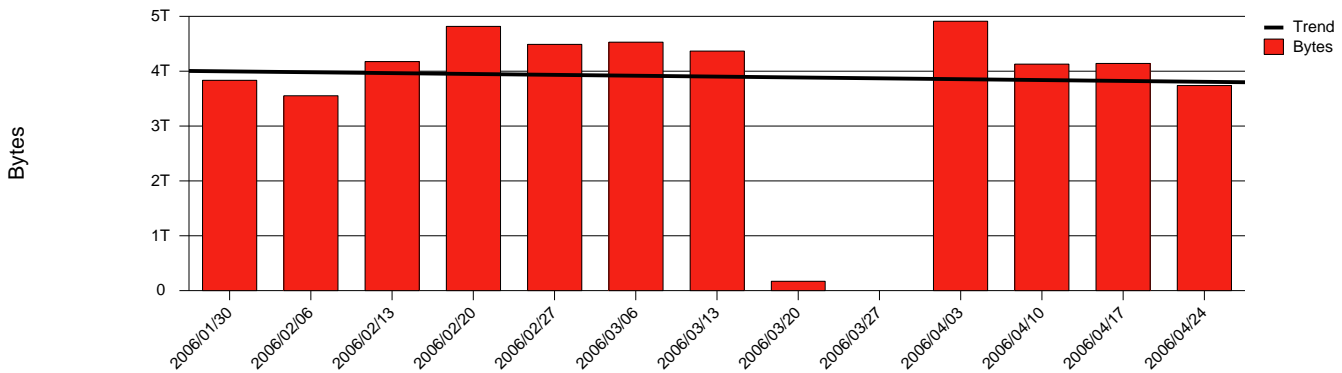


LAN/WAN

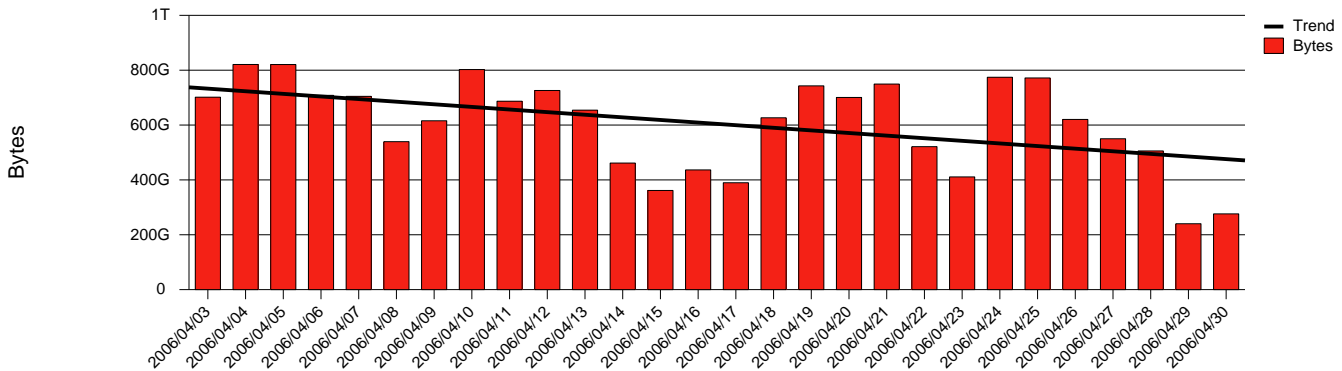
Total Network Volume by Month



Total Network Volume by Week



Total Network Volume by Day



Situations to Watch

Rank	Element Name	Variable	Threshold	Monthly Average		Days to (from)
			Value	Actual	Predicted	Threshold
1	su1-SRP(In)	Errors (% Frames)	5.000	0.000	0.029	Increasing
2	su2-SRP(In)	Volume (Bandwidth %)	80.000	0.047	0.886	Increasing
3	su1-SRP(Out)	Volume (Bandwidth %)	80.000	0.645	0.543	Increasing
4	su2-SRP(Out)	Volume (Bandwidth %)	80.000	0.567	0.532	Increasing
5	su2-SRP(In)	Errors (% Frames)	5.000	0.007	0.002	Increasing
6	su1-SRP(In)	Volume (Bandwidth %)	80.000	1.022	0.186	Increasing
7	su2-SRP(In)	Discards (% Frames)	10.000	0.001	0.000	Increasing