

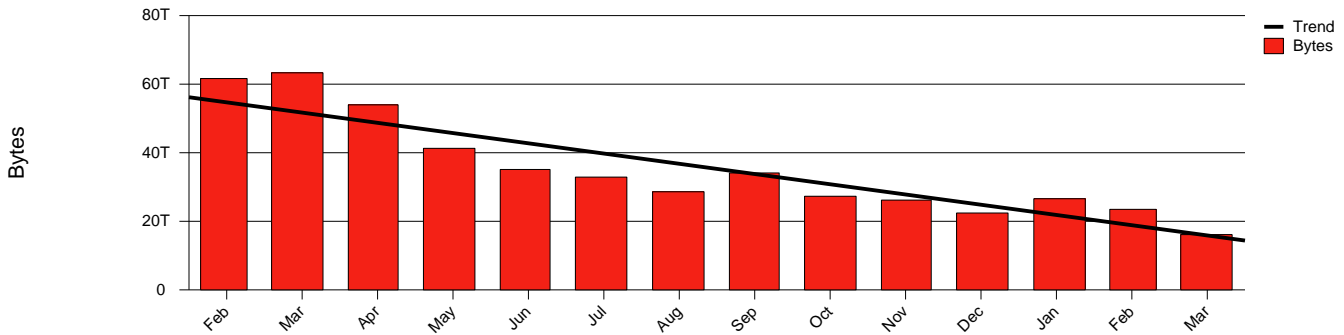
Monthly Health Report

Report for 2006/03/31, Subject: SUNET-A-BORLANGE-DU

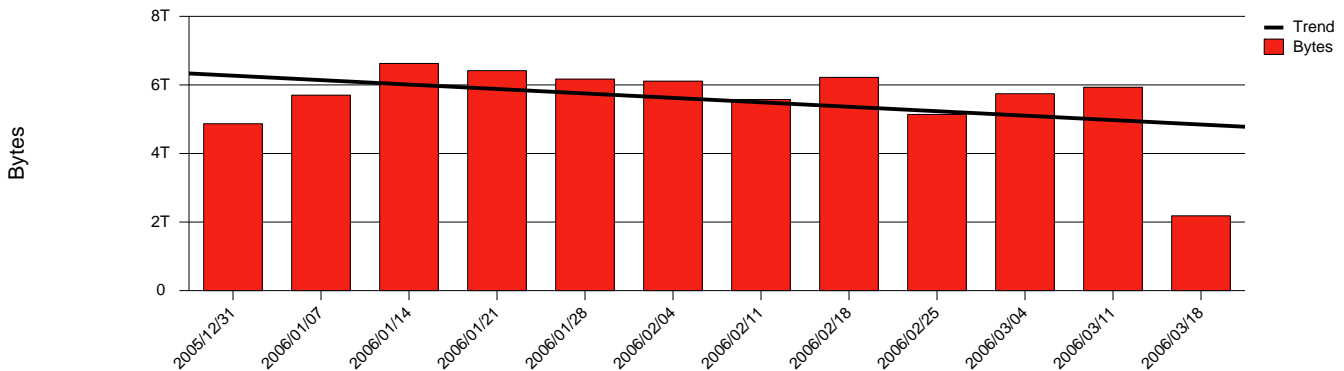


LAN/WAN

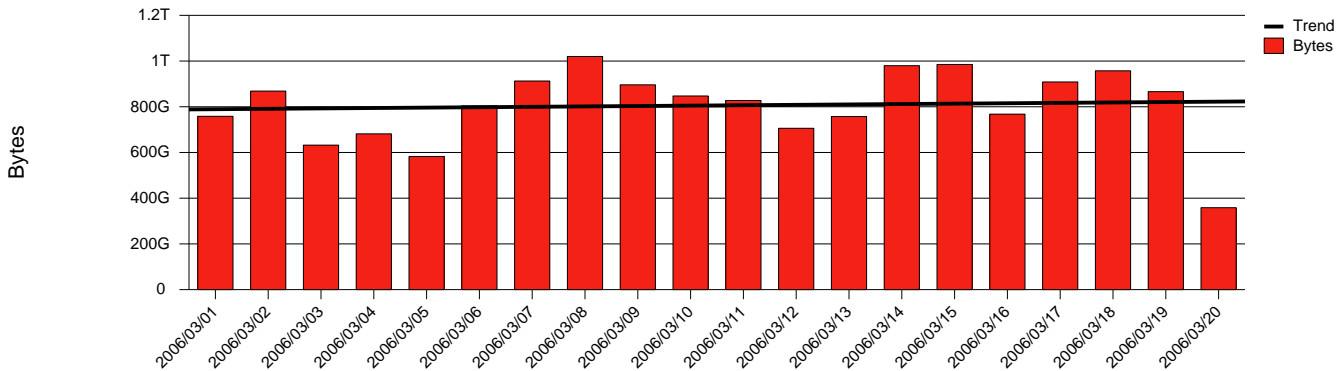
Total Network Volume by Month



Total Network Volume by Week



Total Network Volume by Day



Situations to Watch

| Rank | Element Name | Variable | Threshold | Monthly Average | | Days to (from) Threshold |
|------|--------------|----------------------|-----------|-----------------|-----------|--------------------------|
| | | | Value | Actual | Predicted | |
| 1 | du2-SRP(In) | Errors (% Frames) | 5.000 | 0.000 | 0.312 | Increasing |
| 2 | du1-SRP(In) | Volume (Bandwidth %) | 80.000 | 0.938 | 1.114 | Increasing |
| 3 | du2-SRP(Out) | Volume (Bandwidth %) | 80.000 | 0.876 | 0.343 | Increasing |
| 4 | du1-SRP(In) | Errors (% Frames) | 5.000 | 0.000 | 0.000 | Decreasing |
| 5 | du1-SRP(Out) | Volume (Bandwidth %) | 80.000 | 1.252 | 1.012 | Decreasing |
| 6 | du2-SRP(In) | Volume (Bandwidth %) | 80.000 | 0.020 | 0.000 | Decreasing |