

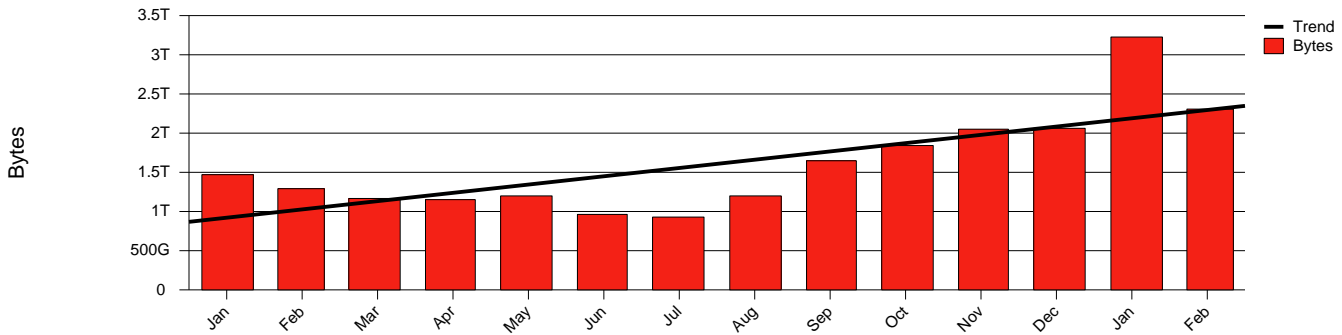
# Monthly Health Report

Report for 2006/02/28, Subject: SUNET-A-STHLM-HHS

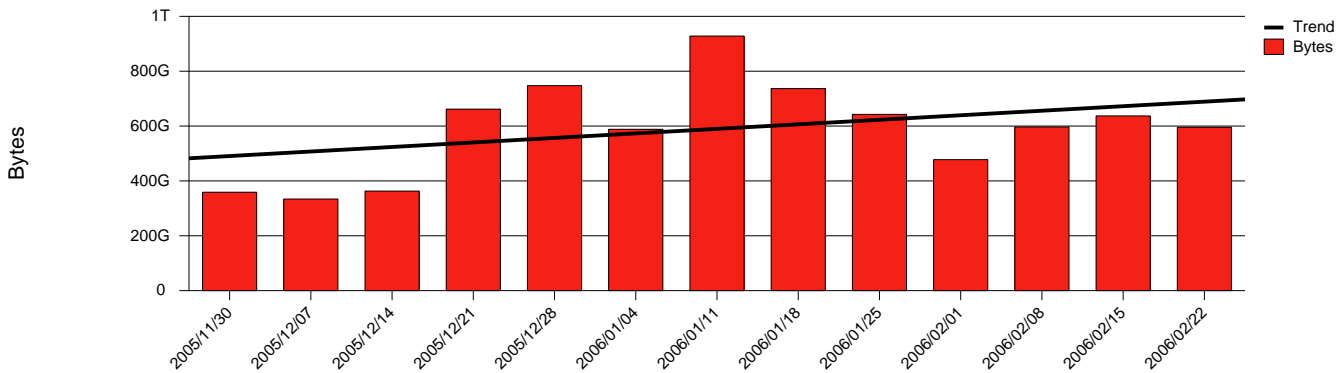


LAN/WAN

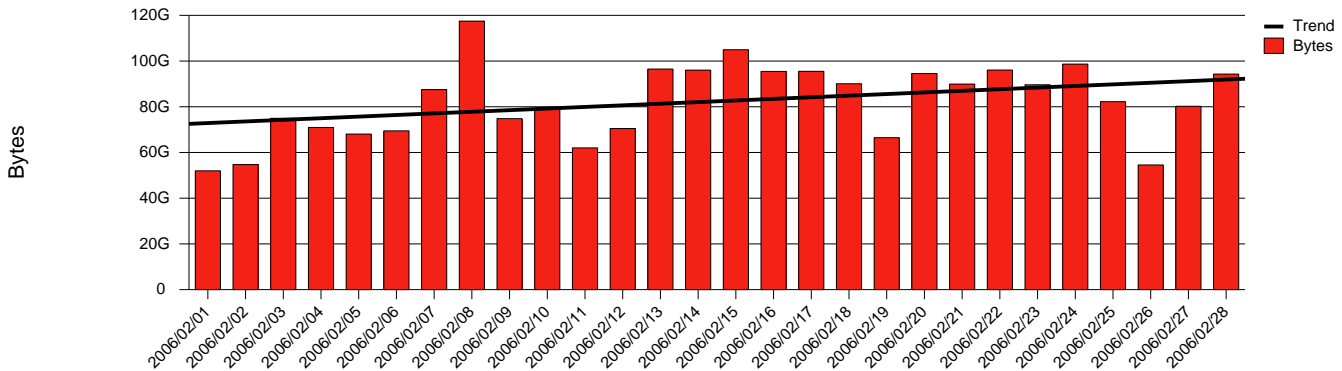
Total Network Volume by Month



Total Network Volume by Week



Total Network Volume by Day



Situations to Watch

Rank	Element Name	Variable	Threshold	Monthly Average		Days to (from) Threshold
			Value	Actual	Predicted	
1	hhs1-SRP(Out)	Volume (Bandwidth %)	80.000	0.162	0.166	Increasing
2	hhs1-SRP(In)	Volume (Bandwidth %)	80.000	0.141	0.113	Increasing
3	hhs1-SRP(In)	Errors (% Frames)	5.000	0.000	0.000	Decreasing
4	hhs2-SRP(In)	Volume (Bandwidth %)	80.000	0.004	0.002	Decreasing
5	hhs2-SRP(In)	Errors (% Frames)	5.000	0.000	0.000	Decreasing
6	hhs2-SRP(Out)	Volume (Bandwidth %)	80.000	0.000	0.000	Decreasing