

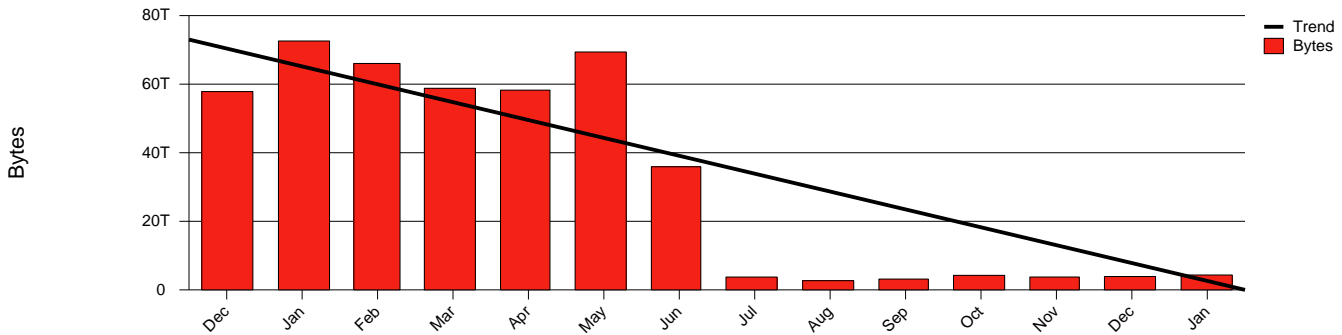
Monthly Health Report

Report for 2006/01/31, Subject: SUNET-A-HALMSTAD-HH

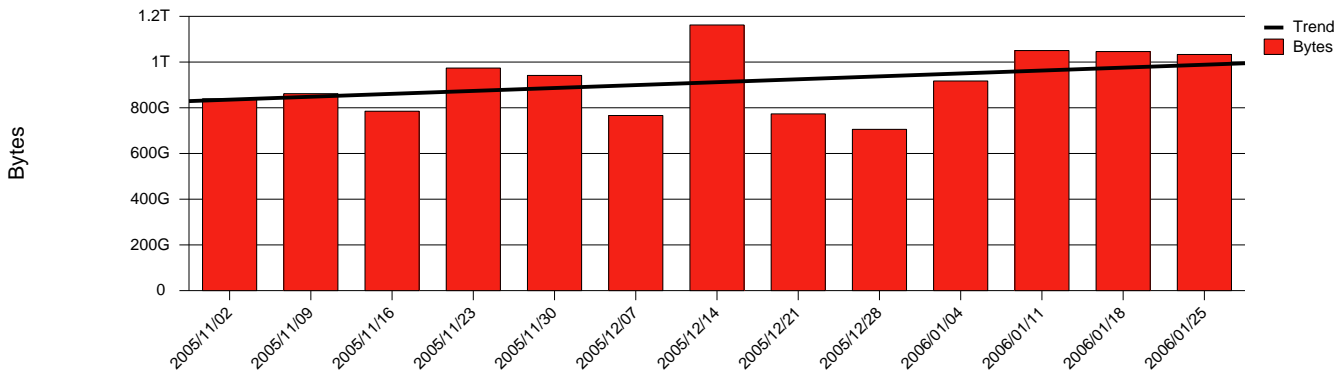


LAN/WAN

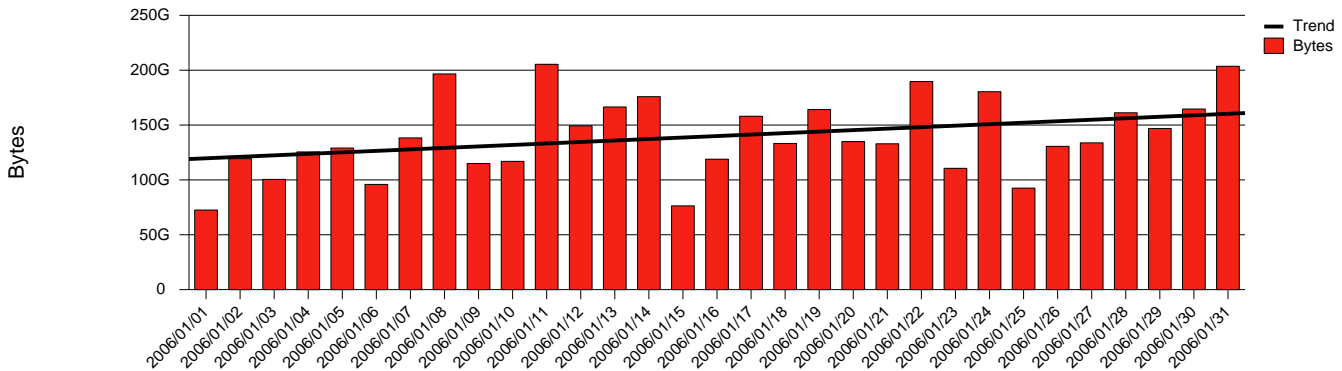
Total Network Volume by Month



Total Network Volume by Week



Total Network Volume by Day



Situations to Watch

Rank	Element Name	Variable	Threshold	Monthly Average		Days to (from)
			Value	Actual	Predicted	Threshold
1	hh2-SRP(In)	Volume (Bandwidth %)	80.000	0.325	0.259	Increasing
2	hh2-SRP(In)	Errors (% Frames)	5.000	0.000	0.013	Increasing
3	hh2-SRP(Out)	Volume (Bandwidth %)	80.000	0.020	0.011	Increasing
4	hh1-SRP(In)	Volume (Bandwidth %)	80.000	0.020	0.000	Decreasing
5	hh1-SRP(Out)	Volume (Bandwidth %)	80.000	0.156	0.000	Decreasing