

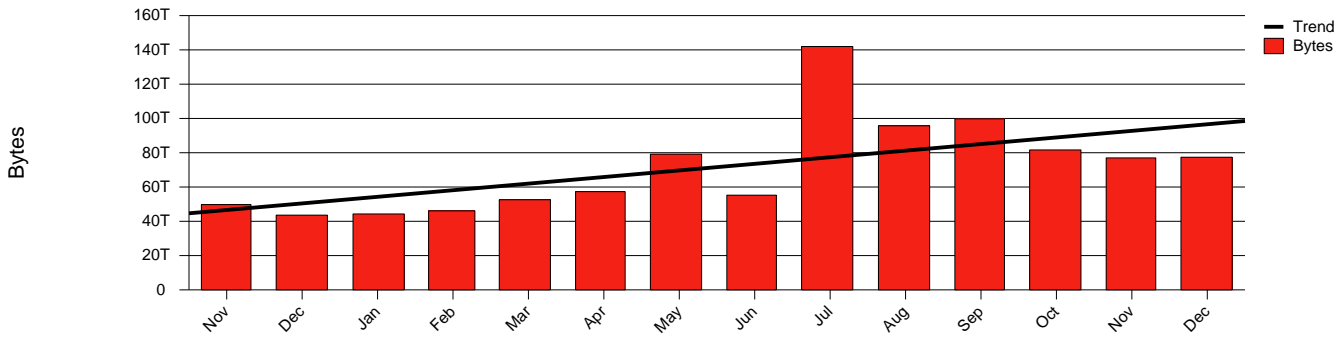
Monthly Health Report

Report for 2005/12/31, Subject: SUNET-A-STHLM-KTH

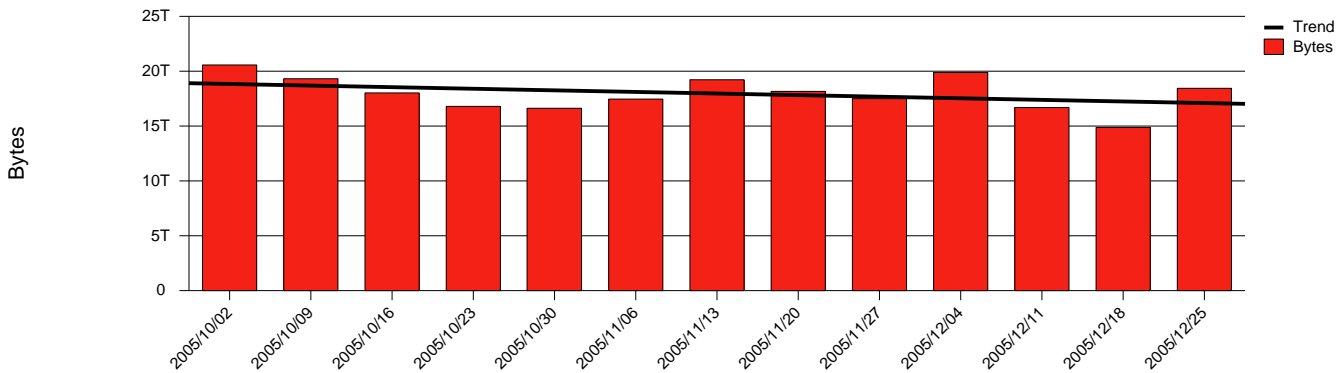


LAN/WAN

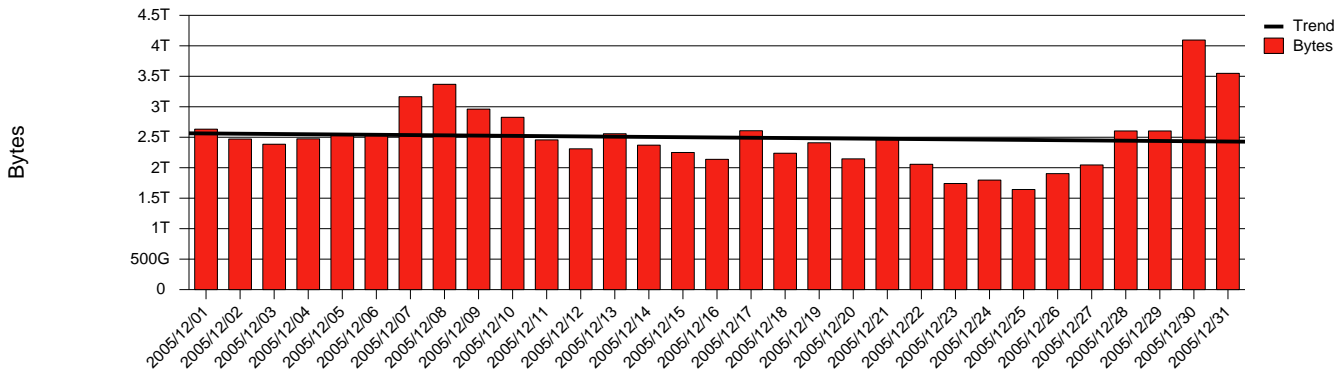
Total Network Volume by Month



Total Network Volume by Week



Total Network Volume by Day



Situations to Watch

| Rank | Element Name | Variable | Threshold | Monthly Average | | Days to (from) |
|------|---------------|----------------------|-----------|-----------------|-----------|----------------|
| | | | Value | Actual | Predicted | Threshold |
| 1 | kth1-SRP(Out) | Volume (Bandwidth %) | 80.000 | 3.128 | 3.879 | Increasing |
| 2 | kth1-SRP(In) | Volume (Bandwidth %) | 80.000 | 2.278 | 4.762 | Increasing |
| 3 | kth2-SRP(In) | Volume (Bandwidth %) | 80.000 | 1.505 | 1.508 | Increasing |
| 4 | kth2-SRP(In) | Errors (% Frames) | 5.000 | 0.000 | 0.000 | Decreasing |
| 5 | kth2-SRP(Out) | Volume (Bandwidth %) | 80.000 | 2.382 | 1.588 | Decreasing |