

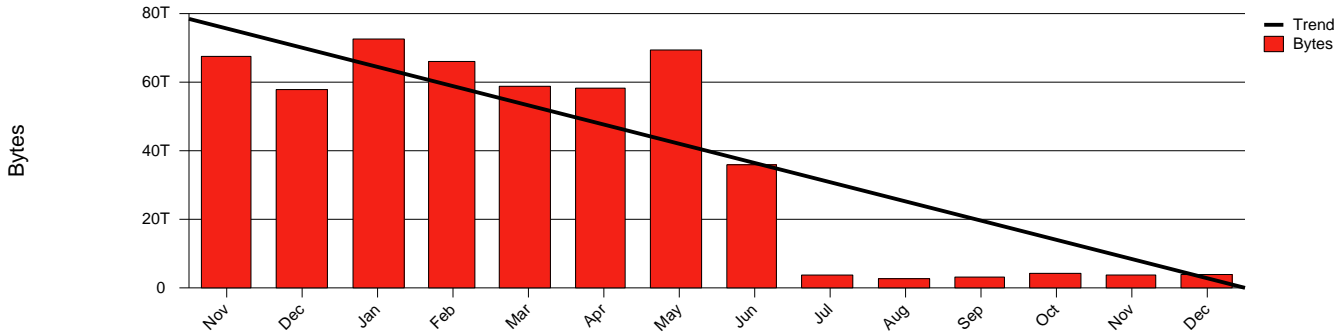
# Monthly Health Report

Report for 2005/12/31, Subject: SUNET-A-HALMSTAD-HH

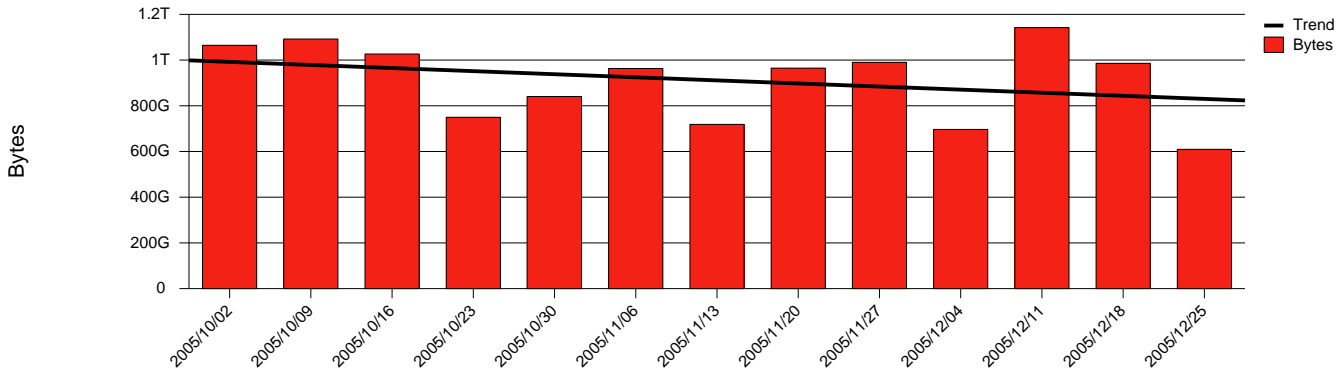


LAN/WAN

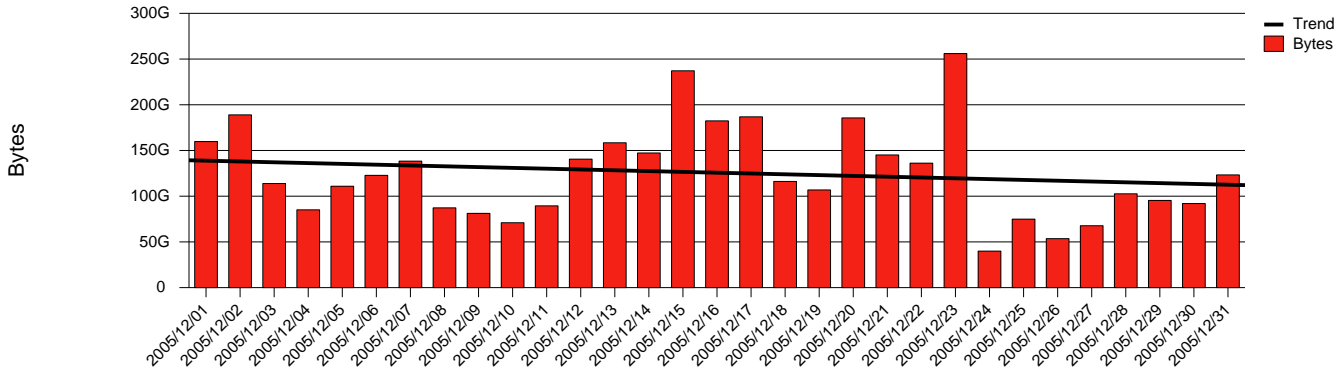
Total Network Volume by Month



Total Network Volume by Week



Total Network Volume by Day



Situations to Watch

| Rank | Element Name | Variable             | Threshold | Monthly Average |           | Days to (from) Threshold |
|------|--------------|----------------------|-----------|-----------------|-----------|--------------------------|
|      |              |                      | Value     | Actual          | Predicted |                          |
| 1    | hh2-SRP(In)  | Errors (% Frames)    | 5.000     | 0.000           | 0.016     | Increasing               |
| 2    | hh2-SRP(In)  | Volume (Bandwidth %) | 80.000    | 0.271           | 0.211     | Increasing               |
| 3    | hh2-SRP(Out) | Volume (Bandwidth %) | 80.000    | 0.014           | 0.007     | Increasing               |
| 4    | hh1-SRP(In)  | Volume (Bandwidth %) | 80.000    | 0.014           | 0.000     | Decreasing               |
| 5    | hh1-SRP(In)  | Errors (% Frames)    | 5.000     | 0.000           | 0.000     | Decreasing               |
| 6    | hh1-SRP(Out) | Volume (Bandwidth %) | 80.000    | 0.169           | 0.000     | Decreasing               |