

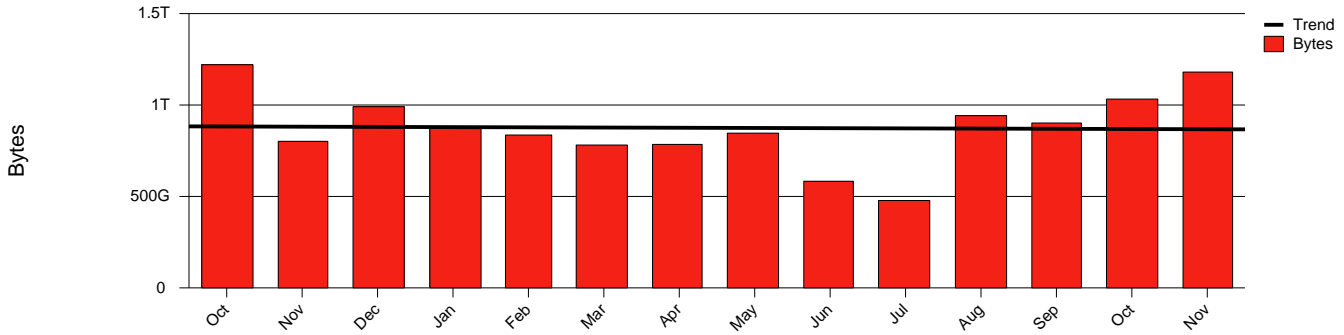
# Monthly Health Report

Report for 2005/11/30, Subject: SUNET-A-STHLM-LHS

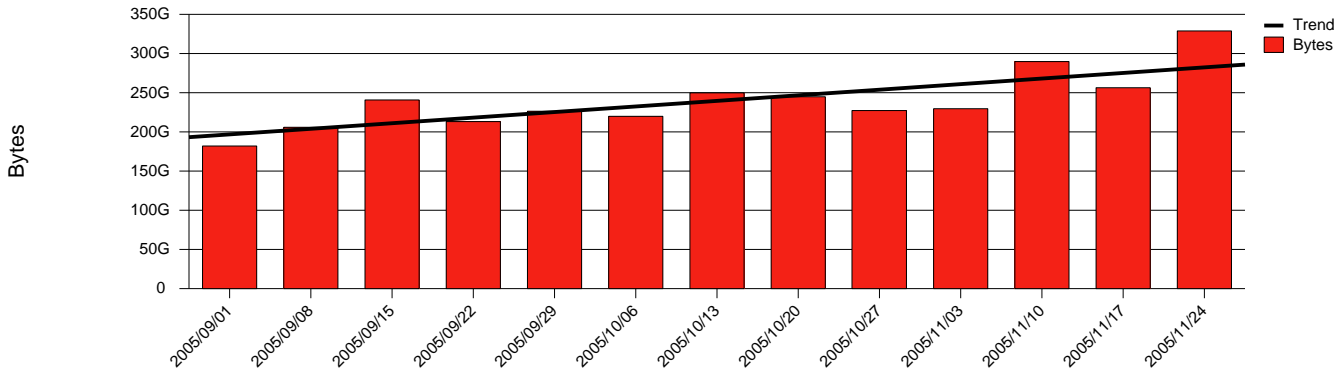


LAN/WAN

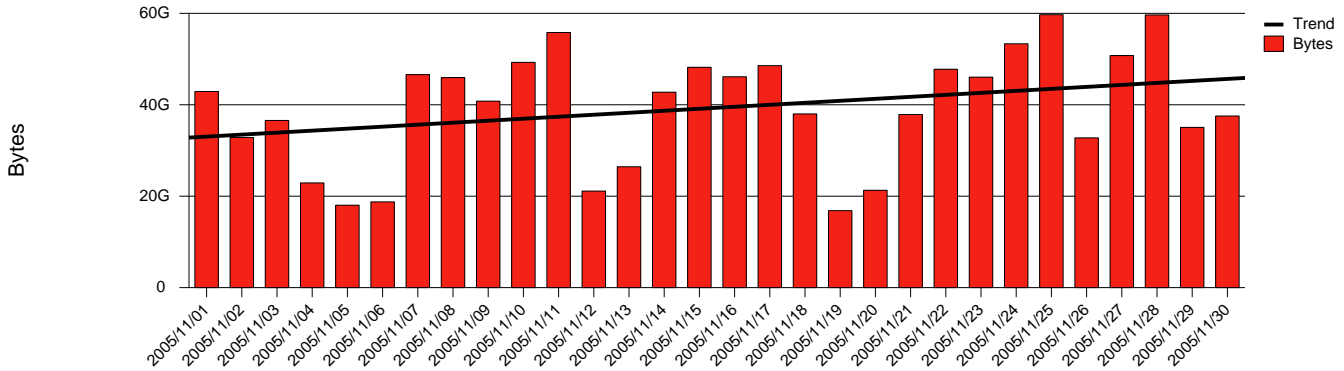
Total Network Volume by Month



Total Network Volume by Week



Total Network Volume by Day



Situations to Watch

Rank	Element Name	Variable	Threshold	Monthly Average		Days to (from) Threshold
			Value	Actual	Predicted	
1	lhs1-SRP(In)	Volume (Bandwidth %)	80.000	0.072	0.068	Increasing
2	lhs2-SRP(In)	Volume (Bandwidth %)	80.000	0.002	0.000	Decreasing
3	lhs2-SRP(In)	Errors (% Frames)	5.000	0.000	0.000	Decreasing
4	lhs2-SRP(Out)	Volume (Bandwidth %)	80.000	0.001	0.000	Decreasing
5	lhs1-SRP(In)	Errors (% Frames)	5.000	0.000	0.000	Decreasing
6	lhs1-SRP(Out)	Volume (Bandwidth %)	80.000	0.071	0.043	Decreasing