

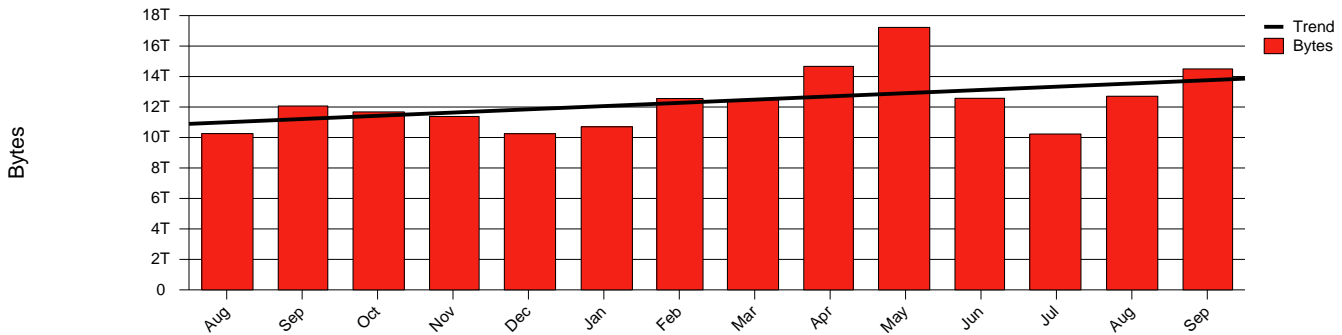
Monthly Health Report

Report for 2005/09/30, Subject: SUNET-A-STHLM-SU

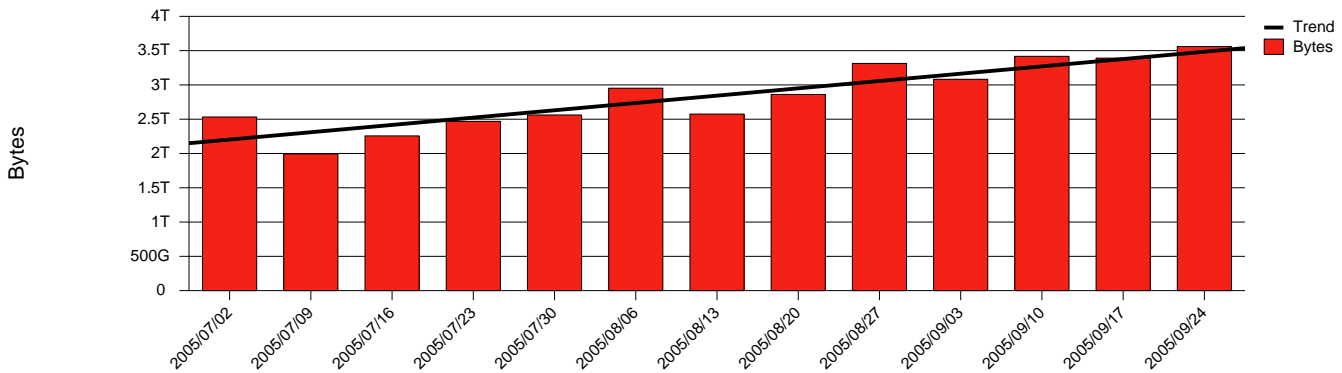


LAN/WAN

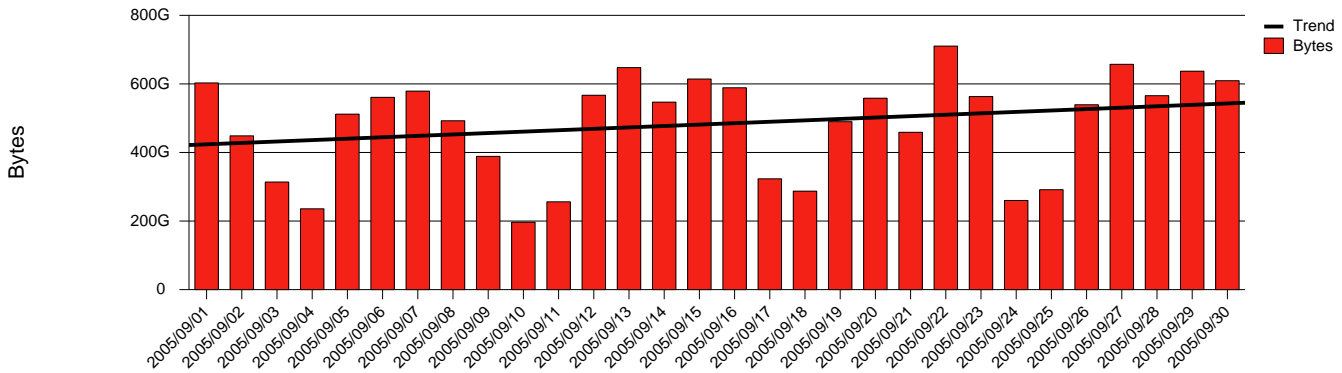
Total Network Volume by Month



Total Network Volume by Week



Total Network Volume by Day



Situations to Watch

Rank	Element Name	Variable	Threshold	Monthly Average		Days to (from) Threshold
			Value	Actual	Predicted	
1	su1-SRP(In)	Volume (Bandwidth %)	80.000	0.000	0.234	Increasing
2	su2-SRP(Out)	Volume (Bandwidth %)	80.000	0.418	0.452	Increasing
3	su1-SRP(Out)	Volume (Bandwidth %)	80.000	0.449	0.432	Increasing
4	su1-SRP(In)	Errors (% Frames)	5.000	0.000	0.000	Decreasing
5	su2-SRP(In)	Volume (Bandwidth %)	80.000	0.933	0.606	Decreasing
6	su2-SRP(In)	Errors (% Frames)	5.000	0.000	0.000	Decreasing