

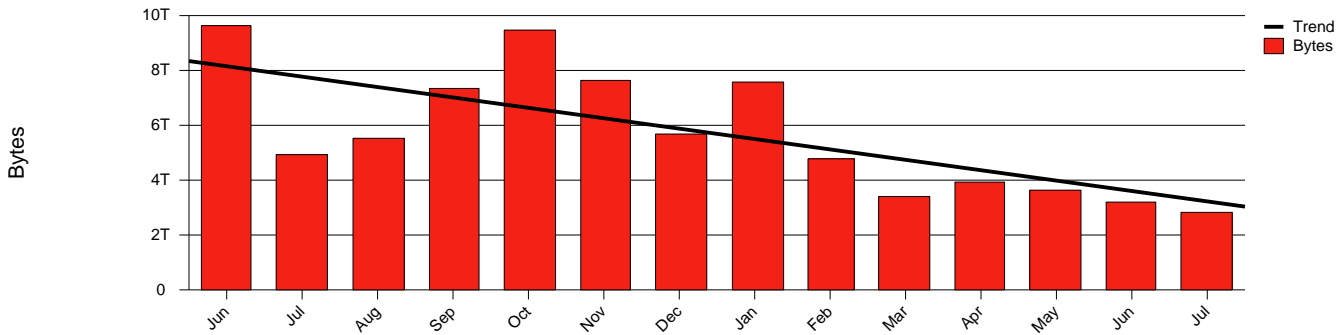
Monthly Health Report

Report for 2005/07/31, Subject: SUNET-A-STHLM-SH

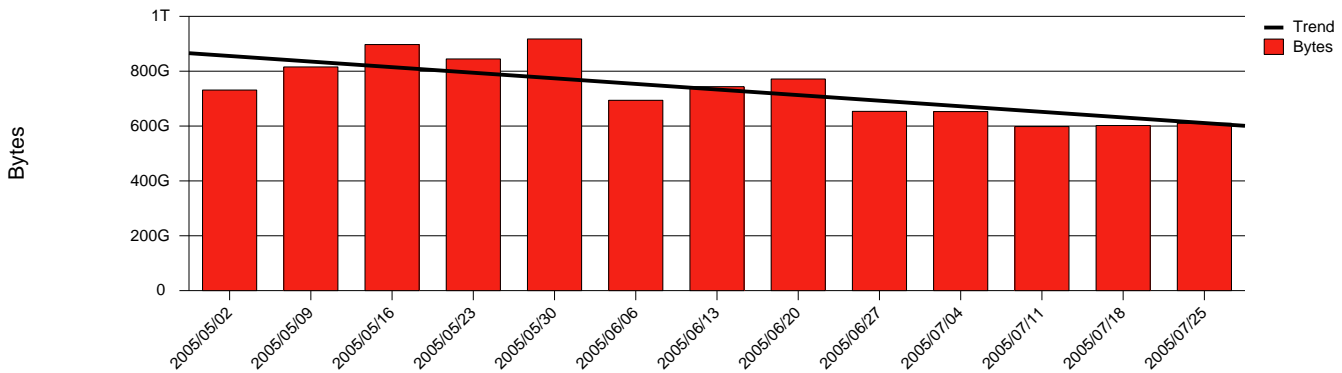


LAN/WAN

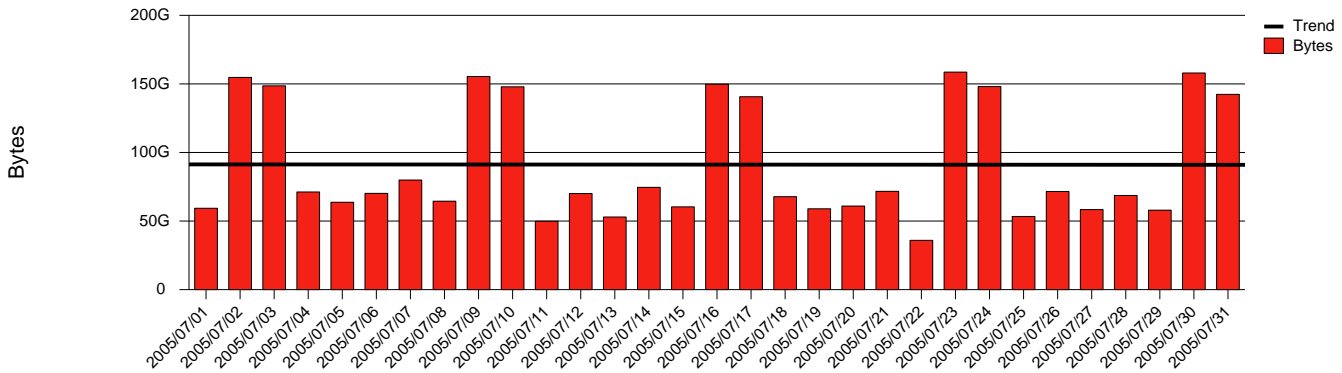
Total Network Volume by Month



Total Network Volume by Week



Total Network Volume by Day



Situations to Watch

Rank	Element Name	Variable	Threshold	Monthly Average		Days to (from)
			Value	Actual	Predicted	Threshold
1	sh1-SRP(Out)	Volume (Bandwidth %)	80.000	0.291	0.334	Increasing
2	sh1-SRP(In)	Volume (Bandwidth %)	80.000	0.051	0.069	Increasing
3	sh2-SRP(In)	Volume (Bandwidth %)	80.000	0.000	0.000	Decreasing
4	sh2-SRP(Out)	Volume (Bandwidth %)	80.000	0.000	0.000	Decreasing