

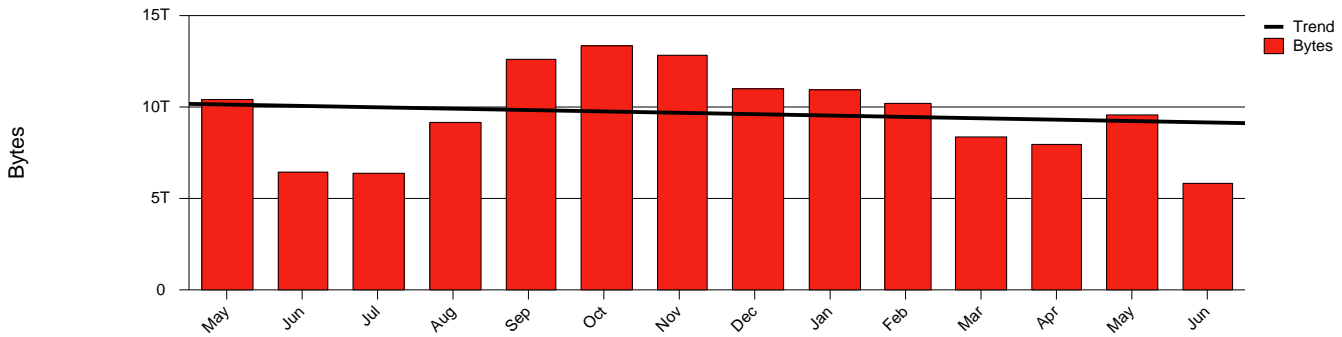
Monthly Health Report

Report for 2005/06/30, Subject: SUNET-A-TROLLHATTAN-HTU

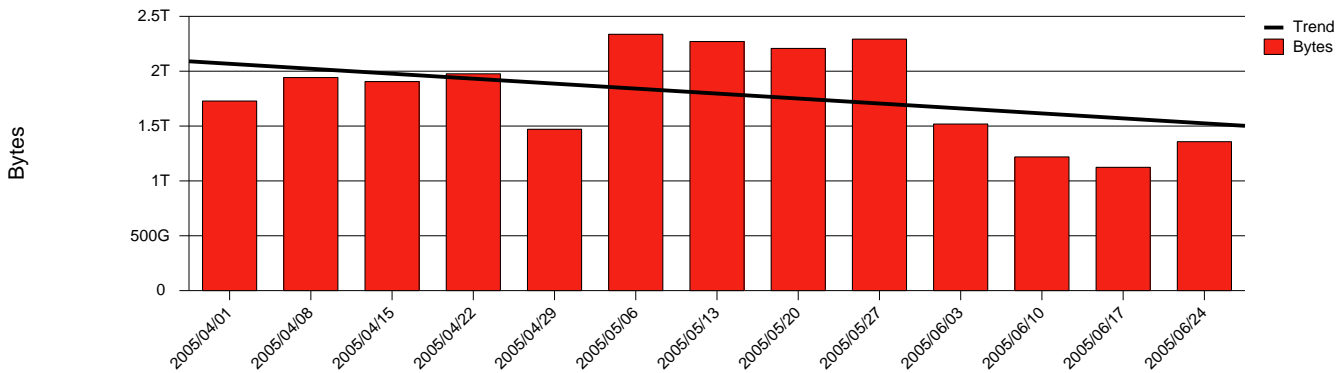


LAN/WAN

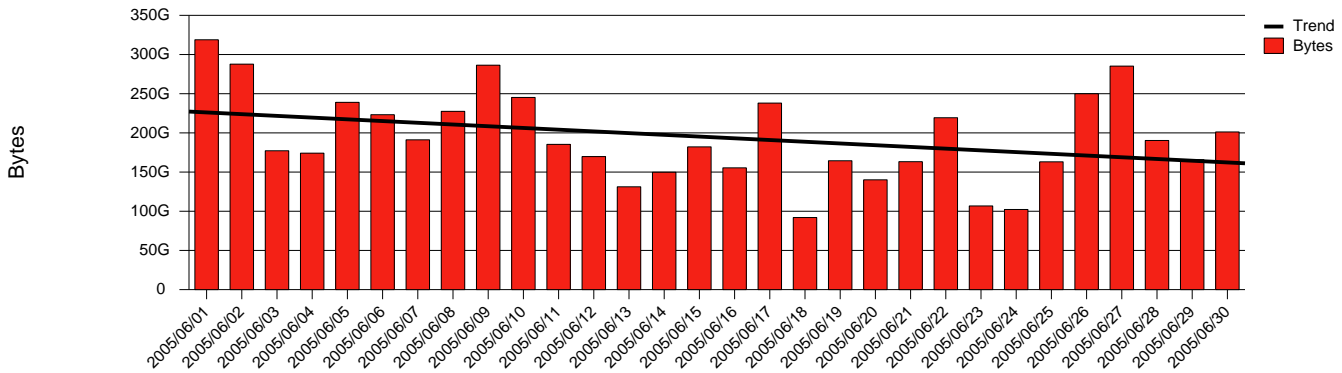
Total Network Volume by Month



Total Network Volume by Week



Total Network Volume by Day



Situations to Watch

Rank	Element Name	Variable	Threshold	Monthly Average		Days to (from)
			Value	Actual	Predicted	Threshold
1	htu1-SRP(Out)	Volume (Bandwidth %)	80.000	0.141	0.214	Increasing
2	htu2-SRP(In)	Volume (Bandwidth %)	80.000	0.000	0.000	Increasing
3	htu2-SRP(In)	Errors (% Frames)	5.000	0.047	0.043	Decreasing
4	htu2-SRP(Out)	Volume (Bandwidth %)	80.000	0.138	0.219	Decreasing
5	htu1-SRP(In)	Volume (Bandwidth %)	80.000	0.444	0.678	Decreasing
6	htu1-SRP(In)	Errors (% Frames)	5.000	0.000	0.000	Decreasing