

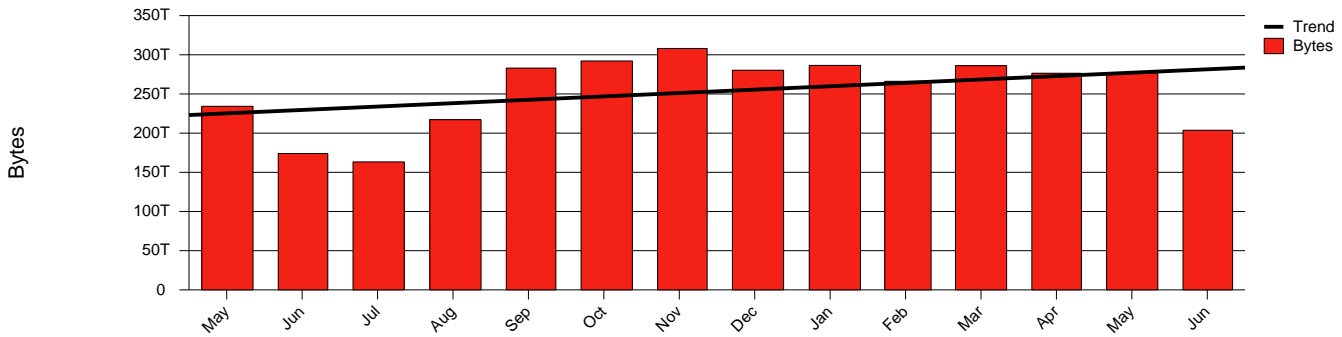
# Monthly Health Report

Report for 2005/06/30, Subject: SUNET-A-LULEA-LTU

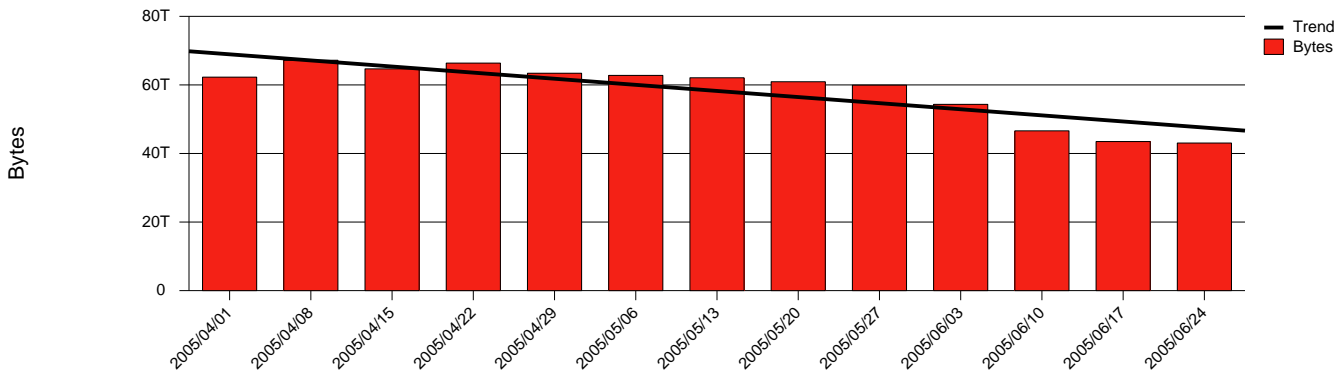


LAN/WAN

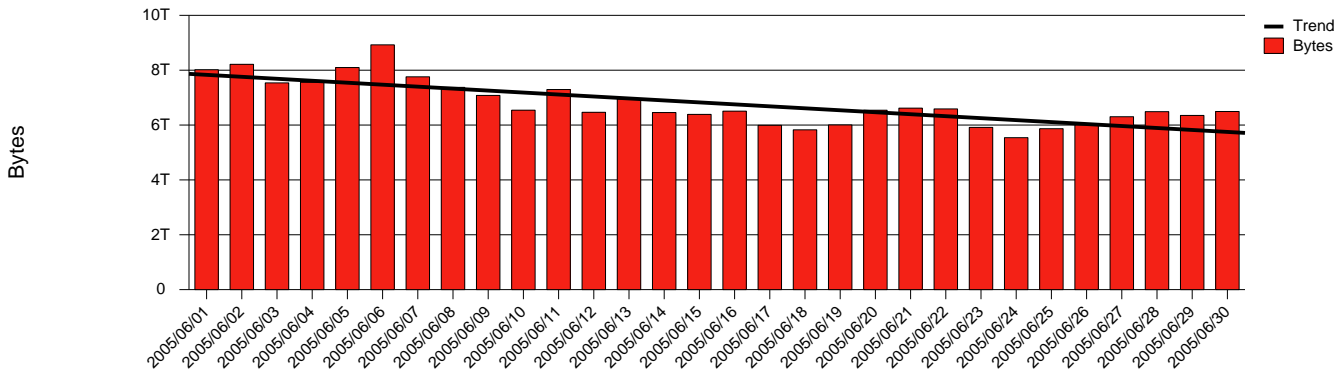
Total Network Volume by Month



Total Network Volume by Week



Total Network Volume by Day



Situations to Watch

Rank	Element Name	Variable	Threshold	Monthly Average		Days to (from)
			Value	Actual	Predicted	Threshold
1	ltu1-SRP(Out)	Volume (Bandwidth %)	80.000	15.299	20.162	Increasing
2	ltu1-SRP(In)	Volume (Bandwidth %)	80.000	9.334	13.188	Increasing
3	ltu2-SRP(Out)	Volume (Bandwidth %)	80.000	0.167	0.443	Increasing
4	ltu2-SRP(In)	Volume (Bandwidth %)	80.000	0.478	0.733	Increasing
5	ltu2-SRP(In)	Errors (% Frames)	5.000	0.000	0.000	Increasing
6	ltu1-SRP(In)	Discards (% Frames)	10.000	0.000	0.000	Increasing