

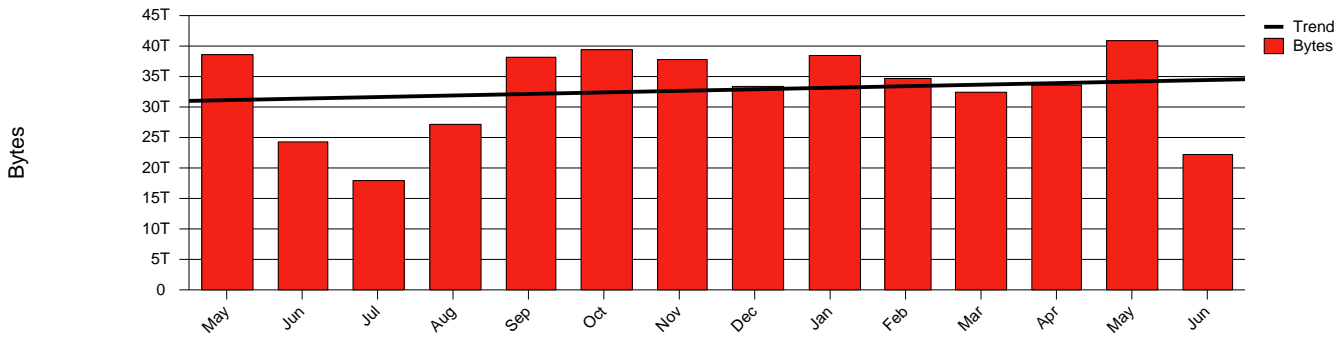
Monthly Health Report

Report for 2005/06/30, Subject: SUNET-A-KARLSTAD-KAU

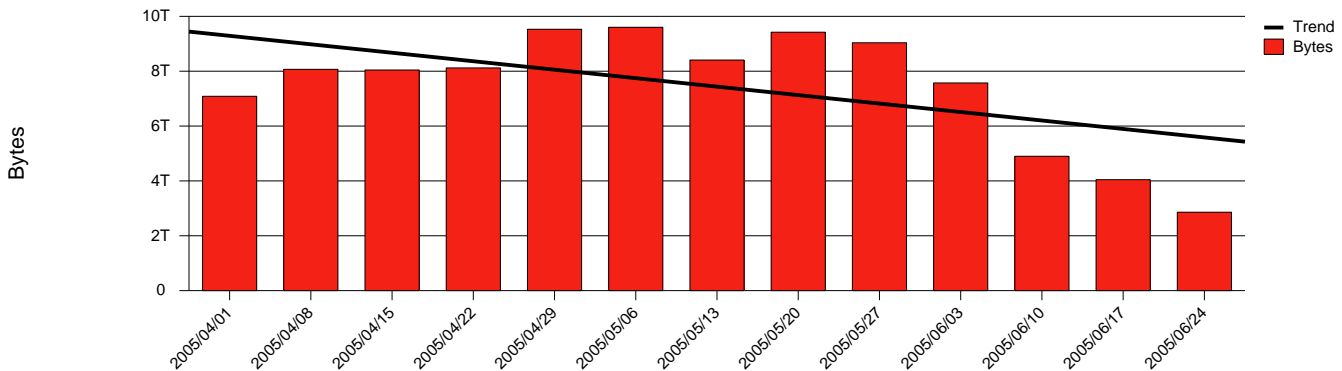


LAN/WAN

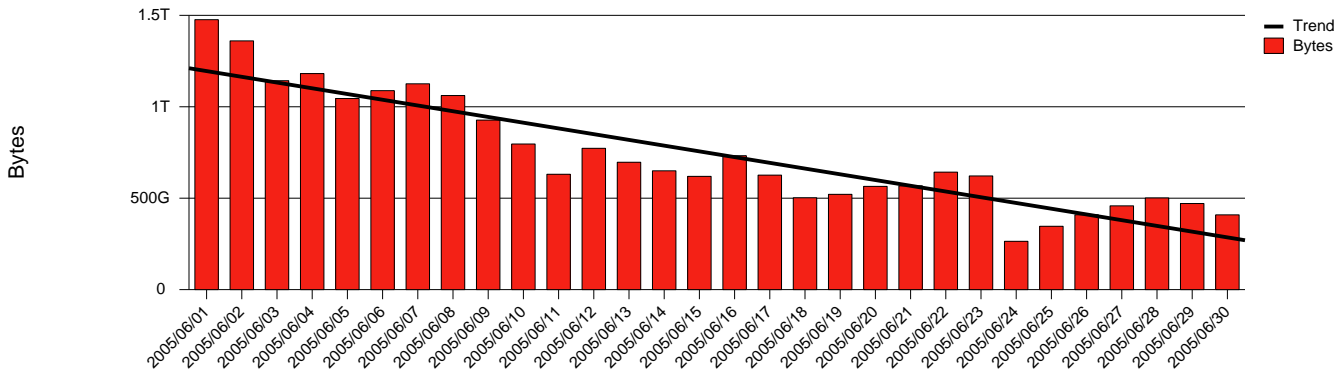
Total Network Volume by Month



Total Network Volume by Week



Total Network Volume by Day



Situations to Watch

Rank	Element Name	Variable	Threshold	Monthly Average		Days to (from) Threshold
			Value	Actual	Predicted	
1	kau2-SRP(In)	Volume (Bandwidth %)	80.000	0.000	0.844	Increasing
2	kau1-SRP(Out)	Volume (Bandwidth %)	80.000	0.816	1.247	Increasing
3	kau2-SRP(In)	Errors (% Frames)	5.000	0.006	0.001	Increasing
4	kau1-SRP(In)	Errors (% Frames)	5.000	0.000	0.000	Increasing
5	kau1-SRP(In)	Volume (Bandwidth %)	80.000	1.025	0.701	Decreasing
6	kau2-SRP(Out)	Volume (Bandwidth %)	80.000	0.915	1.348	Decreasing