

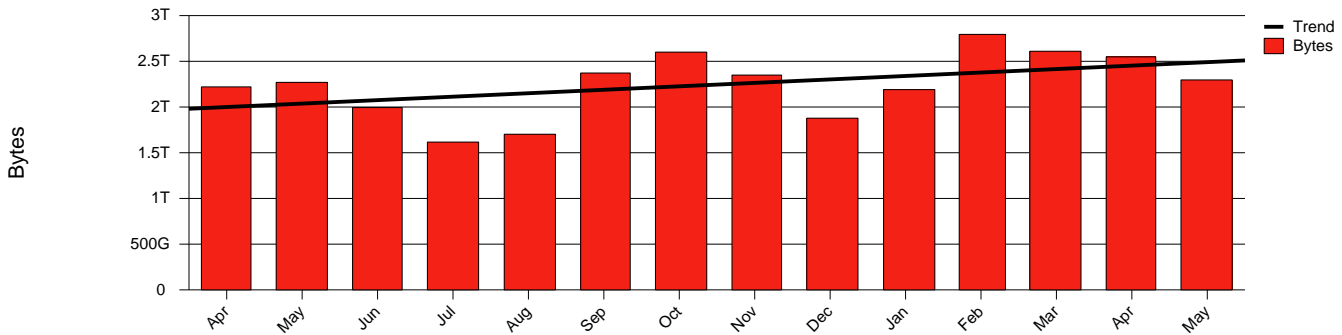
Monthly Health Report

Report for 2005/05/31, Subject: SUNET-A-UPPSALA-SLU

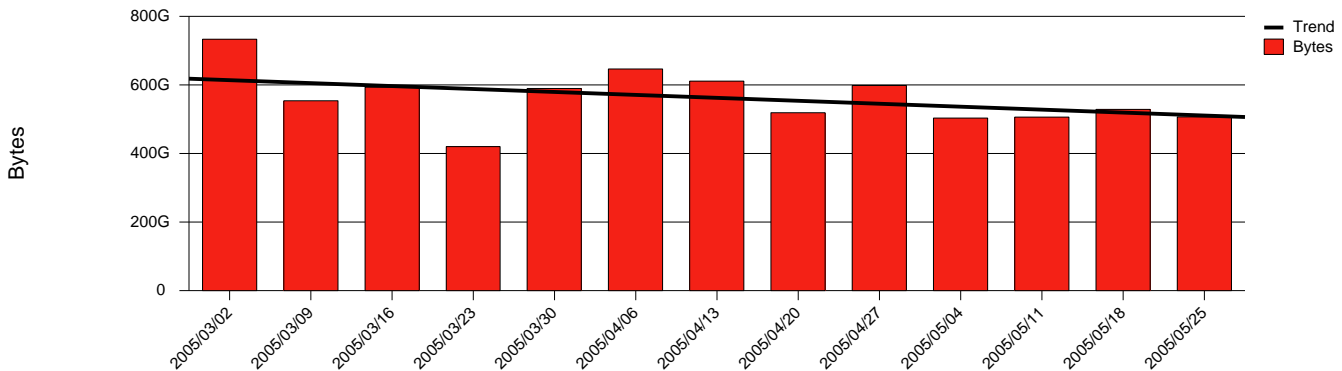


LAN/WAN

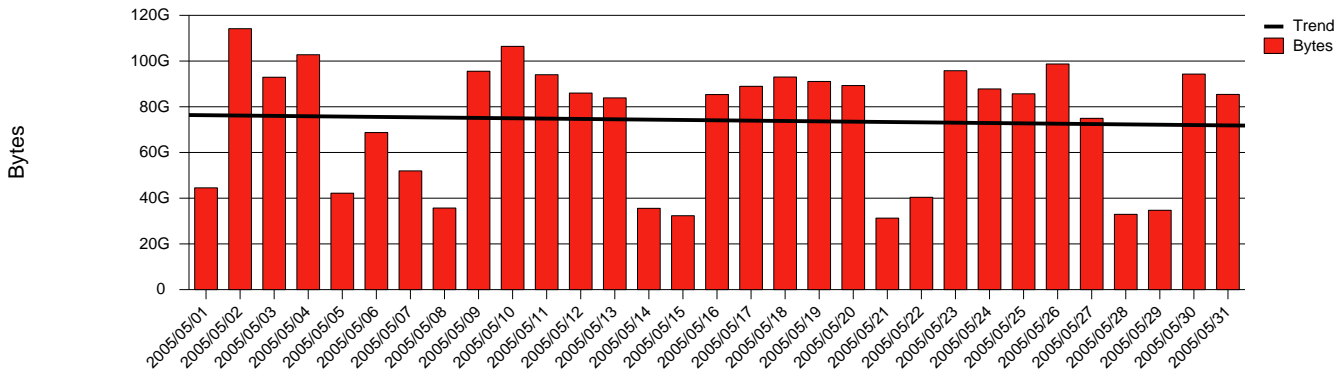
Total Network Volume by Month



Total Network Volume by Week



Total Network Volume by Day



Situations to Watch

| Rank | Element Name | Variable | Threshold | Monthly Average | | Days to (from) |
|------|---------------|----------------------|-----------|-----------------|-----------|----------------|
| | | | Value | Actual | Predicted | Threshold |
| 1 | slu1-SRP(Out) | Volume (Bandwidth %) | 80.000 | 0.023 | 0.036 | Increasing |
| 2 | slu2-SRP(Out) | Volume (Bandwidth %) | 80.000 | 0.074 | 0.099 | Increasing |
| 3 | slu1-SRP(In) | Volume (Bandwidth %) | 80.000 | 0.177 | 0.168 | Increasing |
| 4 | slu2-SRP(In) | Volume (Bandwidth %) | 80.000 | 0.002 | 0.003 | Increasing |
| 5 | slu1-SRP(In) | Errors (% Frames) | 5.000 | 0.000 | 0.000 | Decreasing |