

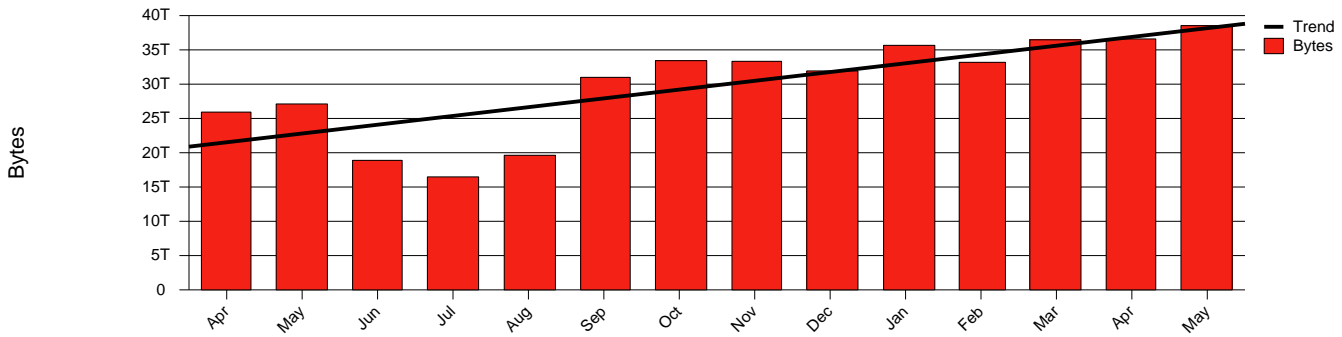
Monthly Health Report

Report for 2005/05/31, Subject: SUNET-A-RONNEBY-BTH

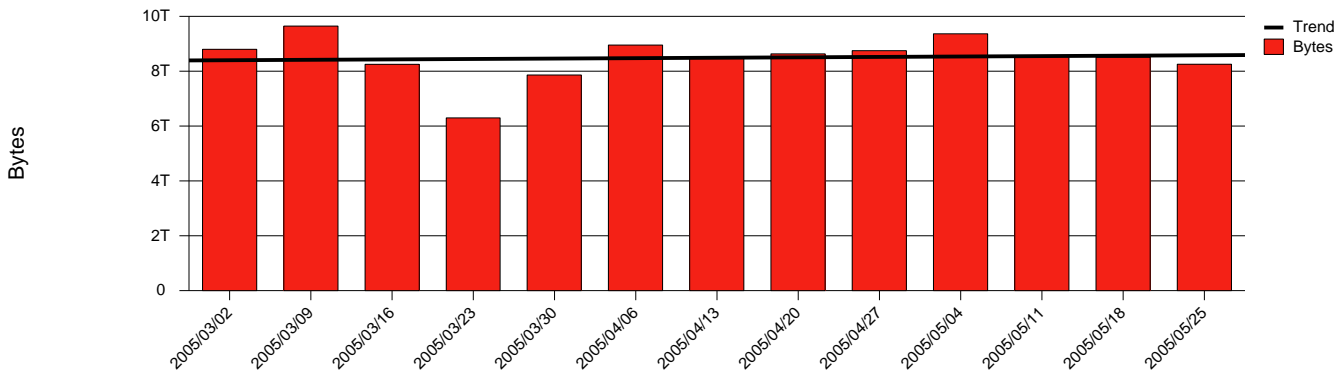


LAN/WAN

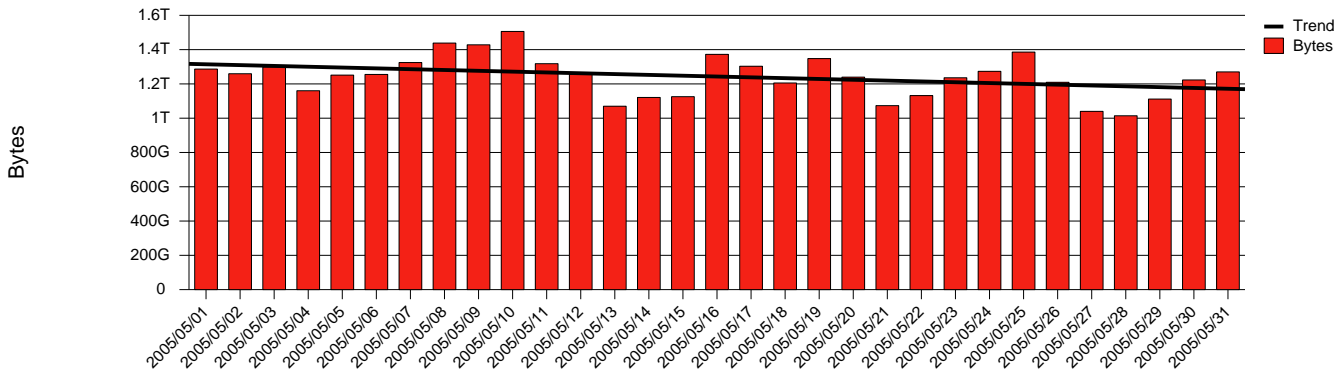
Total Network Volume by Month



Total Network Volume by Week



Total Network Volume by Day



Situations to Watch

Rank	Element Name	Variable	Threshold	Monthly Average		Days to (from)
			Value	Actual	Predicted	Threshold
1	bth1-SRP(Out)	Volume (Bandwidth %)	80.000	2.371	2.151	Increasing
2	bth2-SRP(In)	Volume (Bandwidth %)	80.000	0.638	0.586	Increasing
3	bth2-SRP(Out)	Volume (Bandwidth %)	80.000	0.000	0.041	Increasing
4	bth1-SRP(Out)	Discards (% Frames)	10.000	0.000	0.000	Increasing
5	bth1-SRP(In)	Volume (Bandwidth %)	80.000	1.619	1.800	Decreasing
6	bth1-SRP(In)	Errors (% Frames)	5.000	0.000	0.000	Decreasing