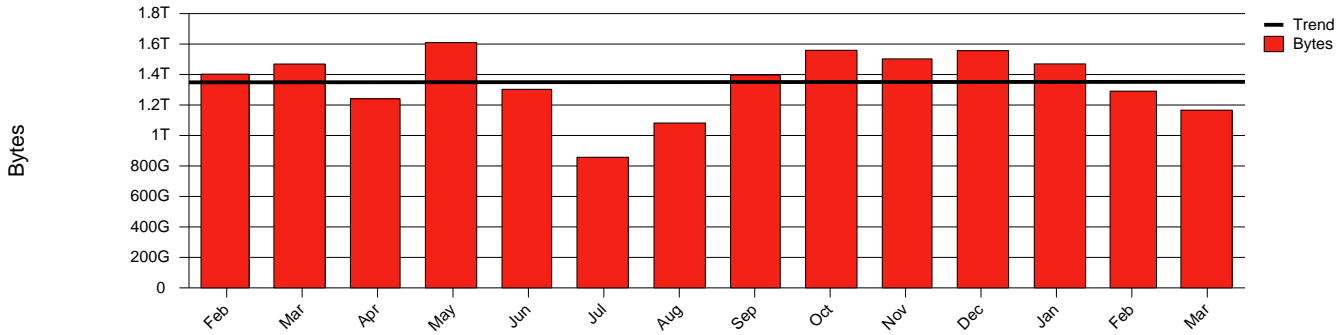
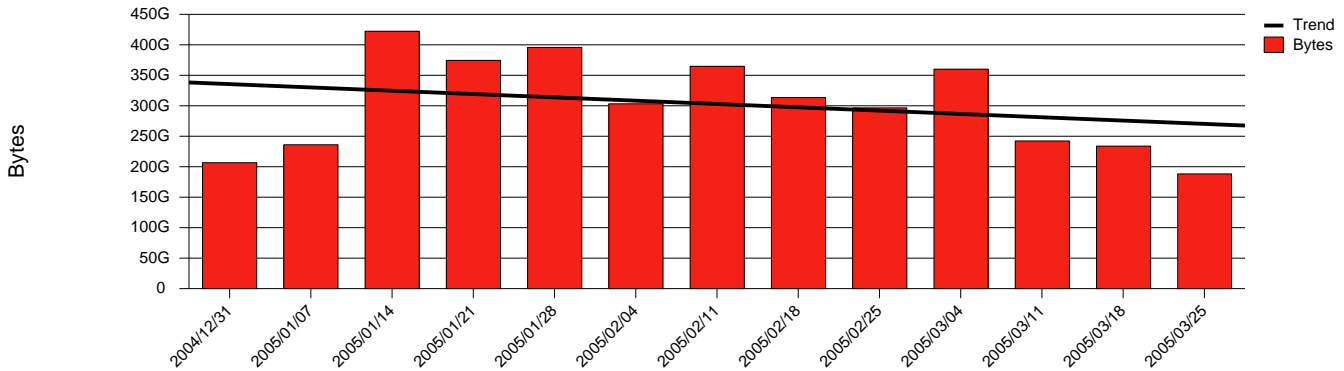


Stockholm, HHS - Monthly Health Report

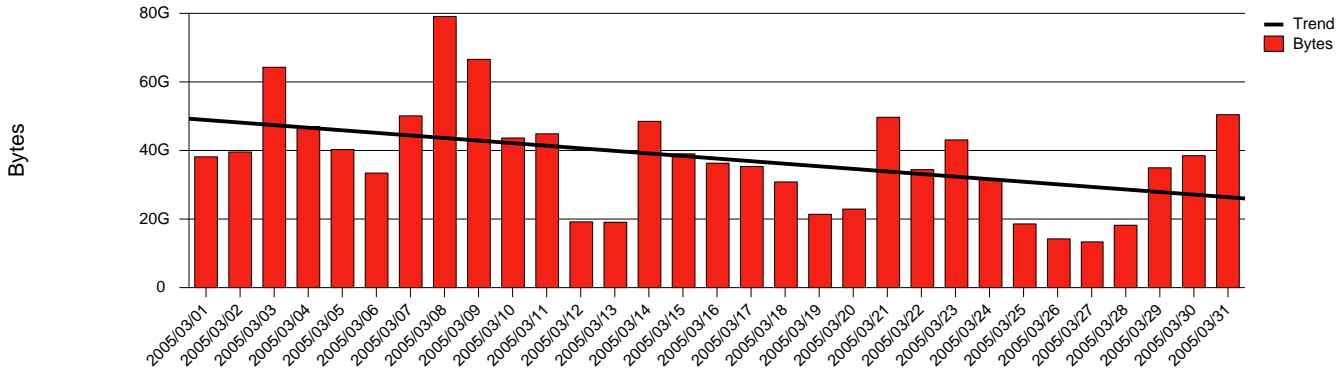
Total Network Volume by Month



Total Network Volume by Week



Total Network Volume by Day



Situations to Watch

Rank	Element Name	Variable	Threshold	Monthly Average		Days to (from) Threshold
			Value	Actual	Predicted	
1	hhs1-SRP(In)	Volume (Bandwidth %)	80.000	0.092	0.109	Increasing
2	hhs2-SRP(In)	Errors (% Frames)	5.000	0.000	0.001	Increasing
3	hhs2-SRP(In)	Volume (Bandwidth %)	80.000	0.001	0.002	Increasing
4	hhs1-SRP(In)	Errors (% Frames)	5.000	0.000	0.000	Decreasing
5	hhs1-SRP(Out)	Volume (Bandwidth %)	80.000	0.048	0.055	Decreasing
6	hhs2-SRP(Out)	Volume (Bandwidth %)	80.000	0.000	0.000	Decreasing