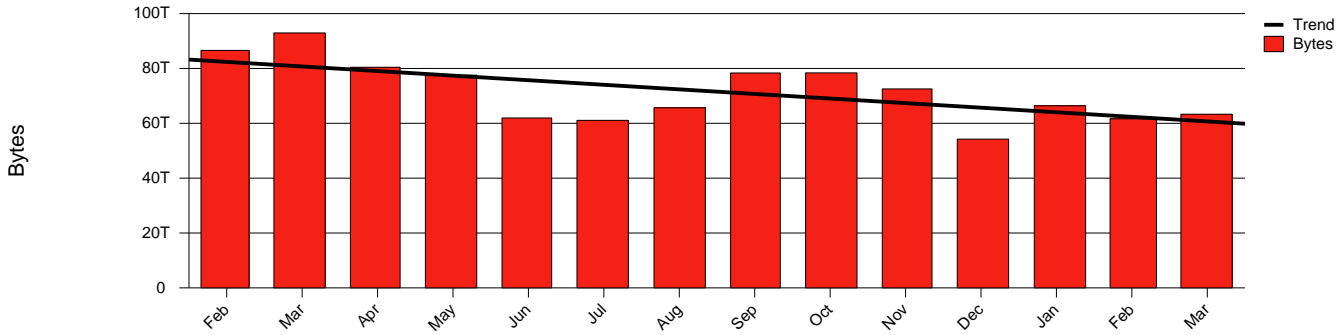
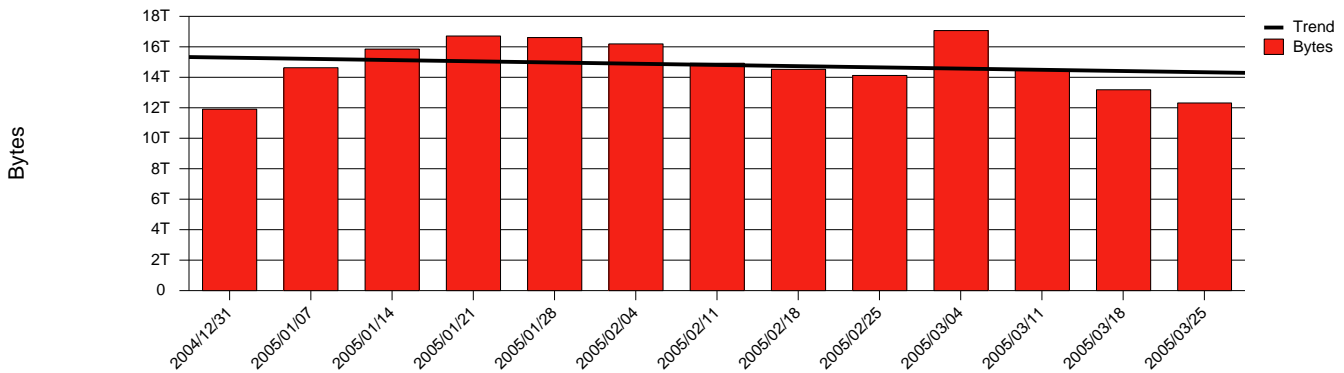


Borlänge, DU - Monthly Health Report

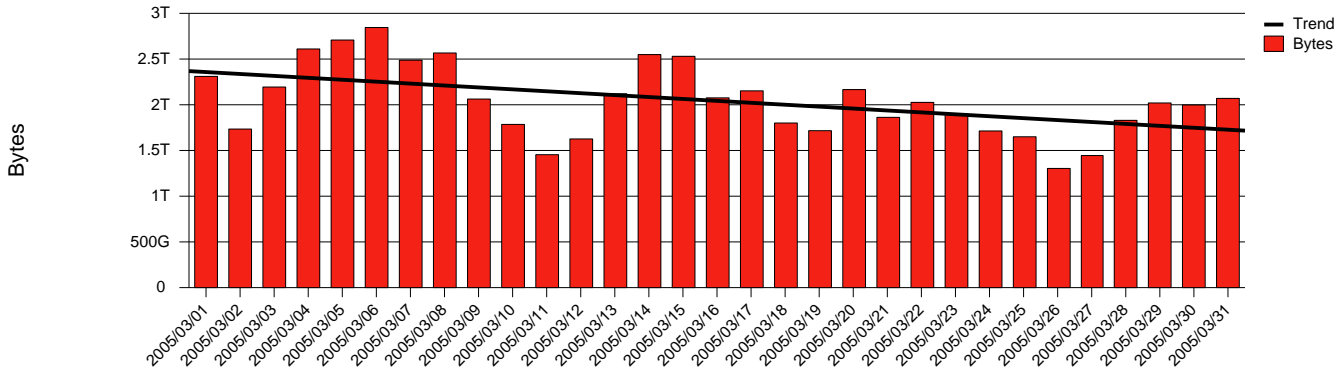
Total Network Volume by Month



Total Network Volume by Week



Total Network Volume by Day



Situations to Watch

Rank	Element Name	Variable	Threshold	Monthly Average		Days to (from)
			Value	Actual	Predicted	Threshold
1	du1-SRP(In)	Volume (Bandwidth %)	80.000	0.058	1.283	Increasing
2	du2-SRP(Out)	Volume (Bandwidth %)	80.000	0.006	0.002	Increasing
3	du1-SRP(In)	Errors (% Frames)	5.000	0.000	0.000	Increasing
4	du2-SRP(In)	Errors (% Frames)	5.000	0.000	0.000	Increasing
5	du1-SRP(Out)	Volume (Bandwidth %)	80.000	5.029	4.482	Decreasing
6	du2-SRP(In)	Volume (Bandwidth %)	80.000	2.525	1.663	Decreasing