

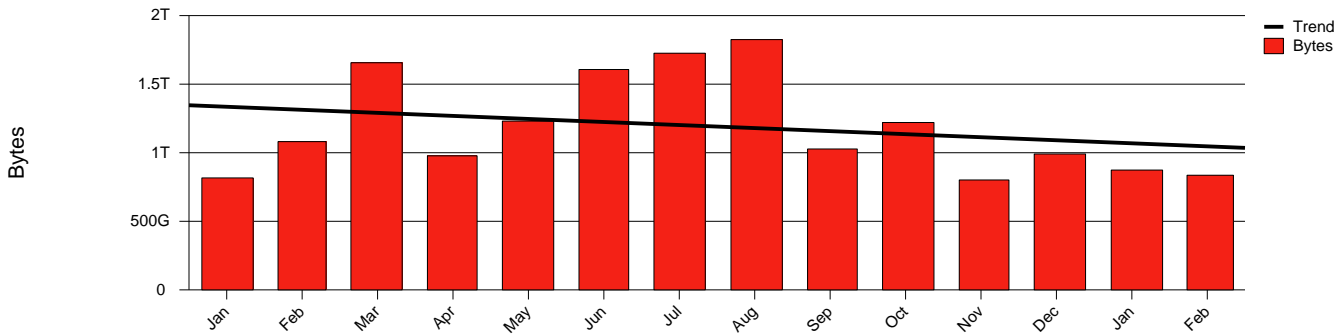
Stockholm, LHS - Monthly Health Report

Report for 2005/02/28

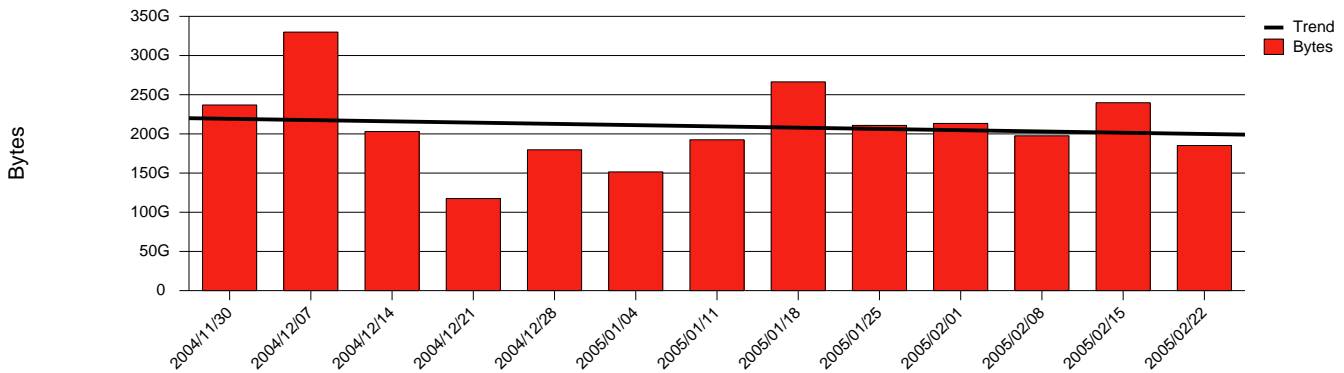


LAN/WAN

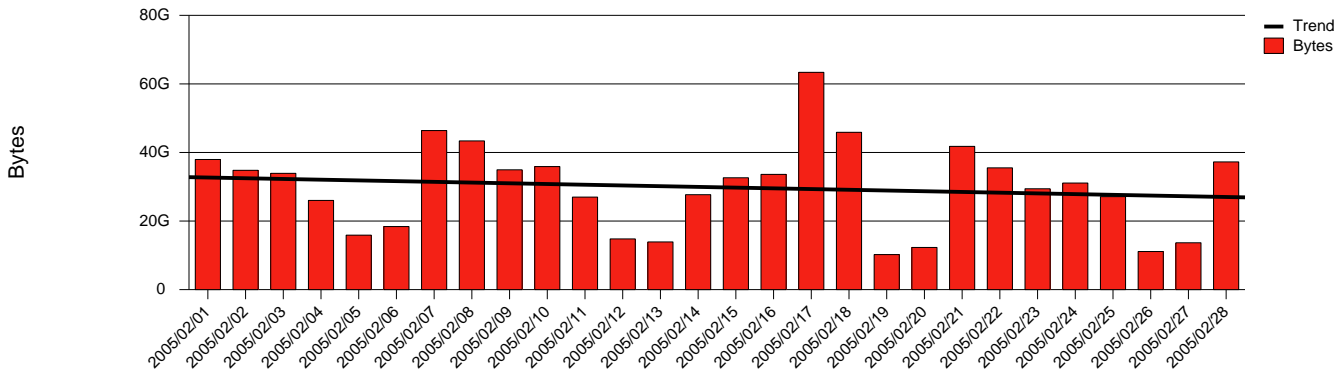
Total Network Volume by Month



Total Network Volume by Week



Total Network Volume by Day



Situations to Watch

| Rank | Element Name | Variable | Threshold | Monthly Average | | Days to (from) Threshold |
|------|---------------|----------------------|-----------|-----------------|-----------|--------------------------|
| | | | Value | Actual | Predicted | |
| 1 | lhs2-SRP(In) | Volume (Bandwidth %) | 80.000 | 0.005 | 0.035 | Increasing |
| 2 | lhs2-SRP(Out) | Volume (Bandwidth %) | 80.000 | 0.001 | 0.001 | Increasing |
| 3 | lhs2-SRP(In) | Errors (% Frames) | 5.000 | 0.000 | 0.000 | Decreasing |
| 4 | lhs1-SRP(In) | Volume (Bandwidth %) | 80.000 | 0.062 | 0.026 | Decreasing |
| 5 | lhs1-SRP(In) | Errors (% Frames) | 5.000 | 0.000 | 0.000 | Decreasing |
| 6 | lhs1-SRP(Out) | Volume (Bandwidth %) | 80.000 | 0.044 | 0.075 | Decreasing |