

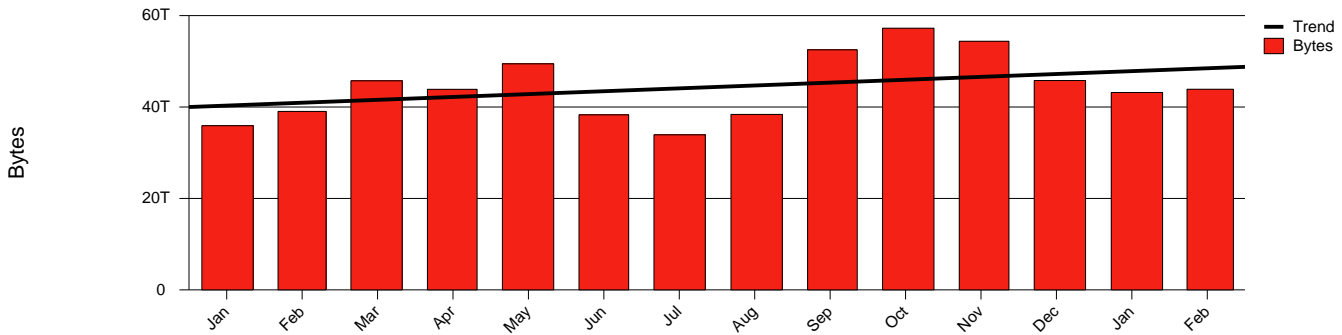
Lund, LU - Monthly Health Report

Report for 2005/02/28

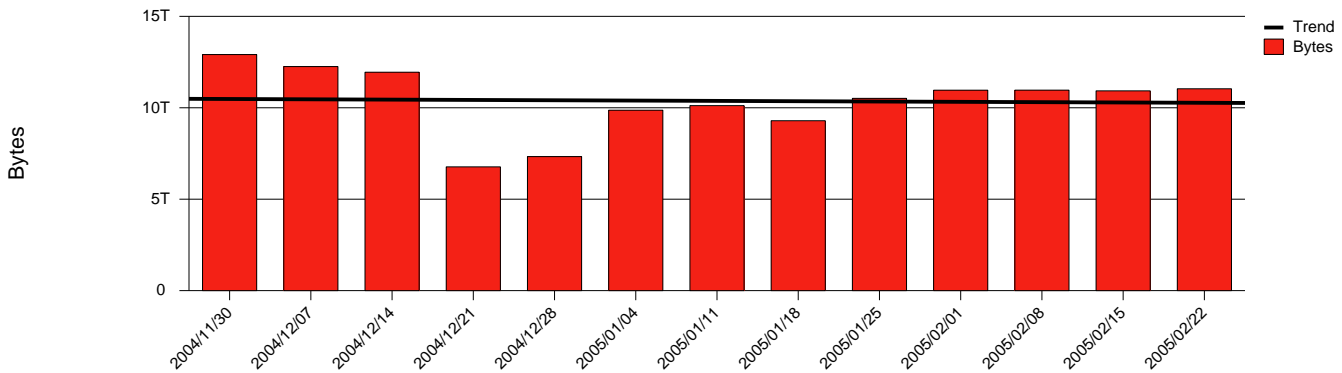


LAN/WAN

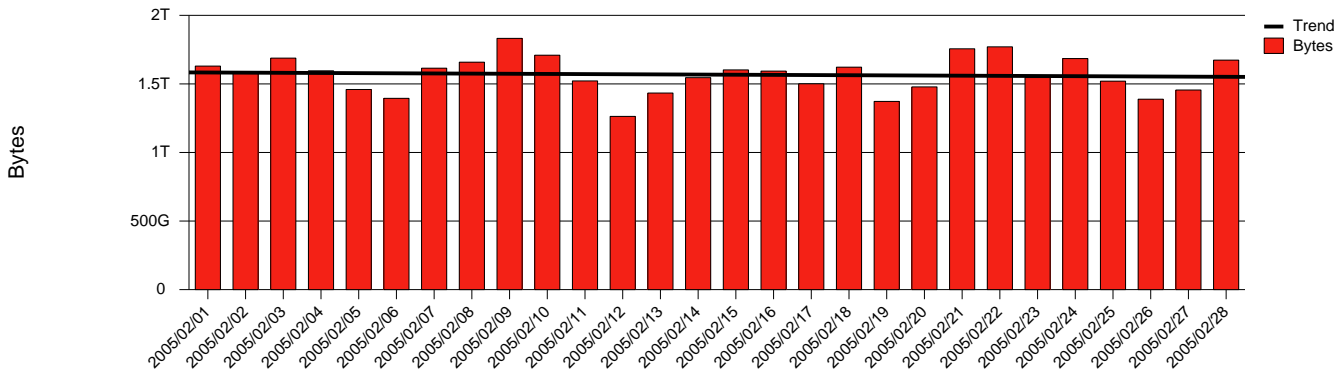
Total Network Volume by Month



Total Network Volume by Week



Total Network Volume by Day



Situations to Watch

Rank	Element Name	Variable	Threshold	Monthly Average		Days to (from)
			Value	Actual	Predicted	Threshold
1	lu1-SRP(In)	Volume (Bandwidth %)	80.000	2.239	1.955	Increasing
2	lu1-SRP(Out)	Volume (Bandwidth %)	80.000	1.604	1.670	Increasing
3	lu2-SRP(Out)	Volume (Bandwidth %)	80.000	0.912	1.297	Increasing
4	lu2-SRP(In)	Volume (Bandwidth %)	80.000	1.083	1.217	Increasing
5	lu2-SRP(In)	Discards (% Frames)	10.000	0.000	0.000	Increasing
6	lu1-SRP(In)	Discards (% Frames)	10.000	0.000	0.000	Increasing
7	lu2-SRP(In)	Errors (% Frames)	5.000	0.000	0.000	Decreasing
8	lu2-SRP(Out)	Nonunicast Rate	100.000	0.000	0.231	Decreasing
9	lu1-SRP(In)	Errors (% Frames)	5.000	0.000	0.001	Decreasing
10	lu1-SRP(Out)	Nonunicast Rate	100.000	0.000	0.044	Decreasing