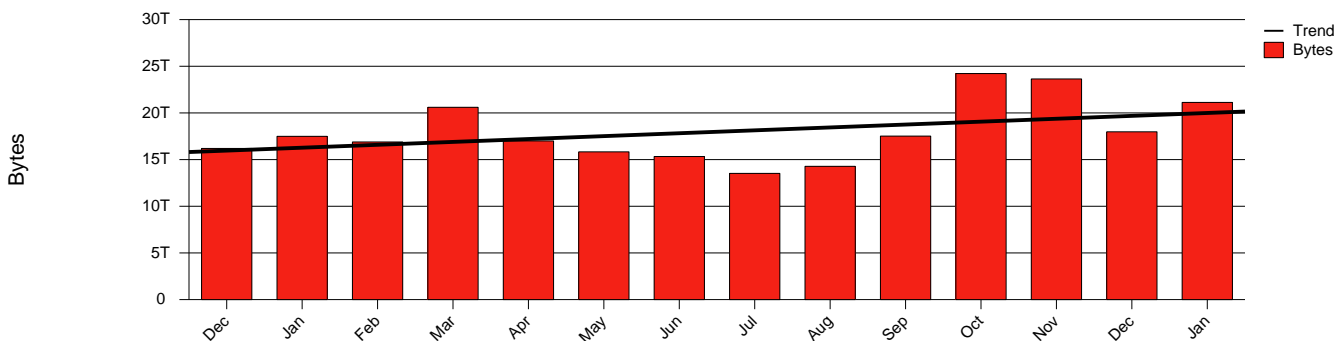


Stockholm, KI - Monthly Health Report

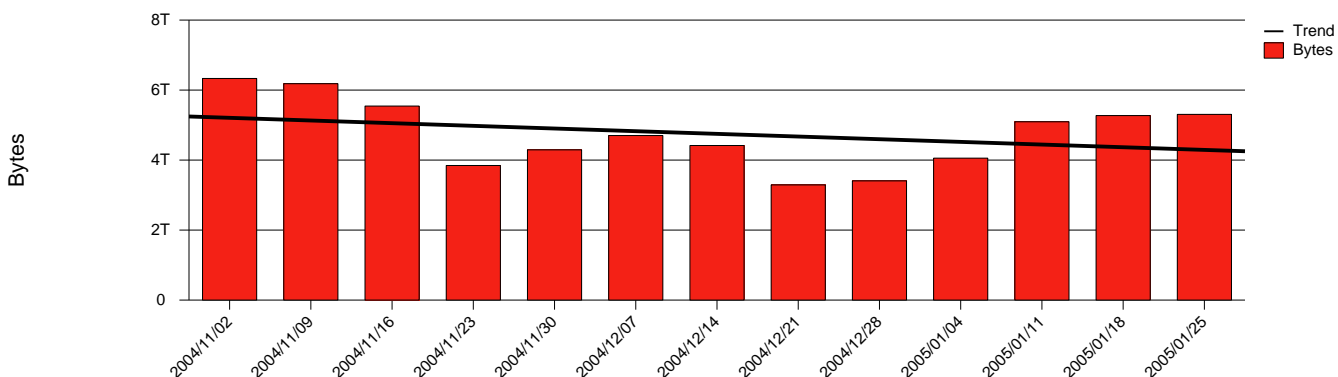
LAN/WAN

Report for 2005/01/31

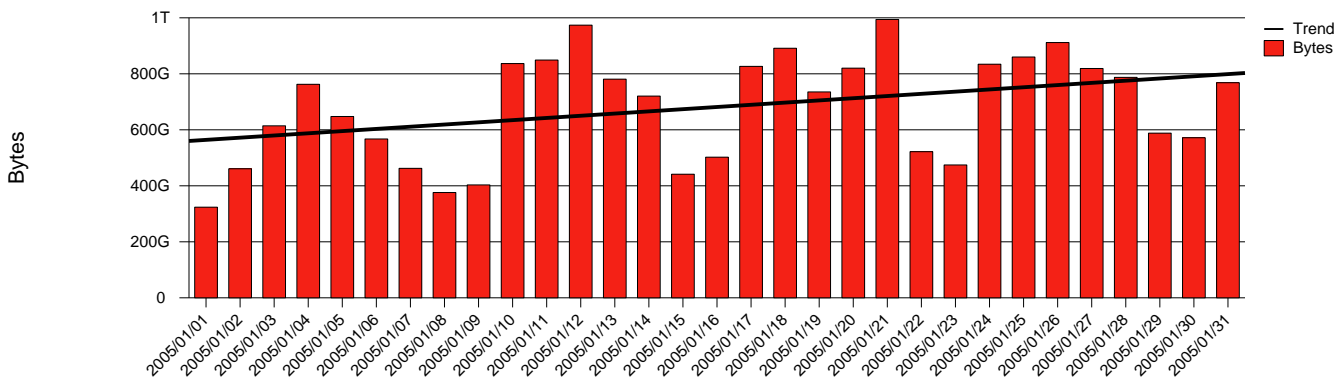
Total Network Volume by Month



Total Network Volume by Week



Total Network Volume by Day



Situations to Watch

| Rank | Element Name | Variable | Threshold Value | Monthly Average | | Days to (from) Threshold |
|------|--------------|----------------------|-----------------|-----------------|-----------|--------------------------|
| | | | | Actual | Predicted | |
| 1 | ki2-SRP(Out) | Volume (Bandwidth %) | 80.000 | 0.011 | 0.806 | Increasing |
| 2 | ki1-SRP(In) | Volume (Bandwidth %) | 80.000 | 0.897 | 0.549 | Decreasing |
| 3 | ki1-SRP(In) | Errors (% Frames) | 5.000 | 0.000 | 0.000 | Decreasing |
| 4 | ki1-SRP(Out) | Volume (Bandwidth %) | 80.000 | 1.504 | 0.657 | Decreasing |
| 5 | ki2-SRP(In) | Volume (Bandwidth %) | 80.000 | 0.126 | 0.387 | Decreasing |
| 6 | ki2-SRP(In) | Errors (% Frames) | 5.000 | 0.000 | 0.000 | Decreasing |