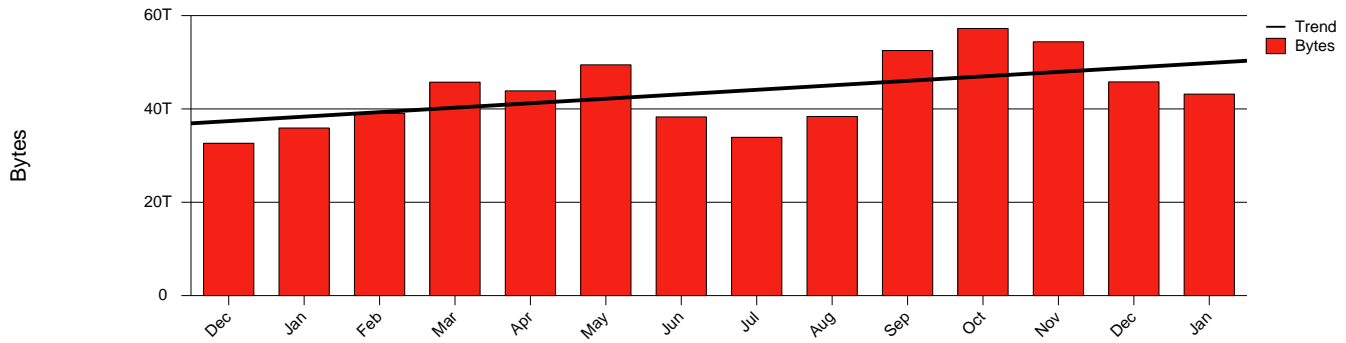


Lund, LU - Monthly Health Report

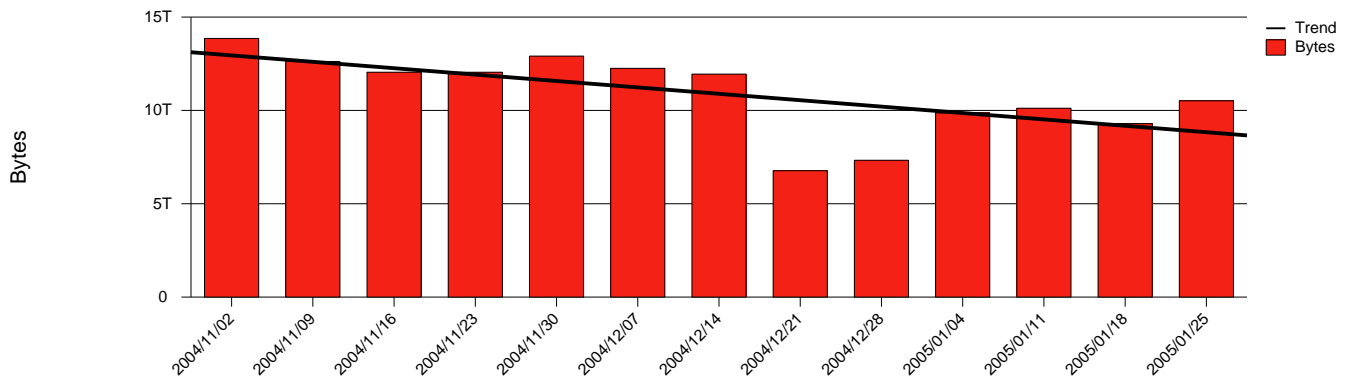
LAN/WAN

Report for 2005/01/31

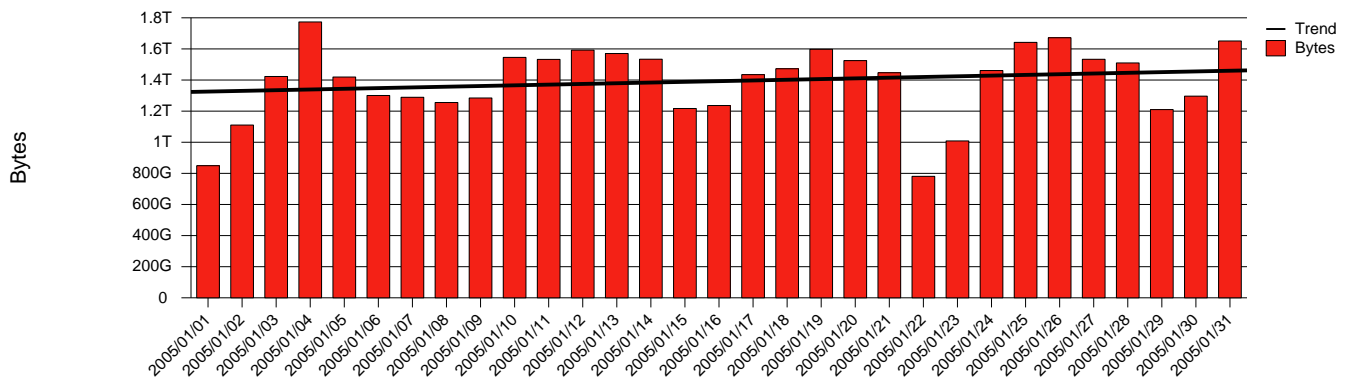
Total Network Volume by Month



Total Network Volume by Week



Total Network Volume by Day



Situations to Watch

Rank	Element Name	Variable	Threshold Value	Monthly Average		Days to (from) Threshold
				Actual	Predicted	
1	lu2-SRP(Out)	Volume (Bandwidth %)	80.000	0.928	1.391	Increasing
2	lu2-SRP(In)	Volume (Bandwidth %)	80.000	0.900	1.261	Increasing
3	lu1-SRP(Out)	Volume (Bandwidth %)	80.000	1.503	1.637	Increasing
4	lu1-SRP(In)	Volume (Bandwidth %)	80.000	1.856	1.782	Increasing
5	lu2-SRP(In)	Errors (% Frames)	5.000	0.000	0.000	Increasing
6	lu1-SRP(In)	Discards (% Frames)	10.000	0.000	0.000	Increasing
7	lu2-SRP(In)	Nonunicast Rate	100.000	0.000	4.096	Decreasing
8	lu2-SRP(Out)	Nonunicast Rate	100.000	0.000	3.307	Decreasing
9	lu1-SRP(In)	Errors (% Frames)	5.000	0.000	0.002	Decreasing
10	lu1-SRP(In)	Nonunicast Rate	100.000	0.000	8.052	Decreasing