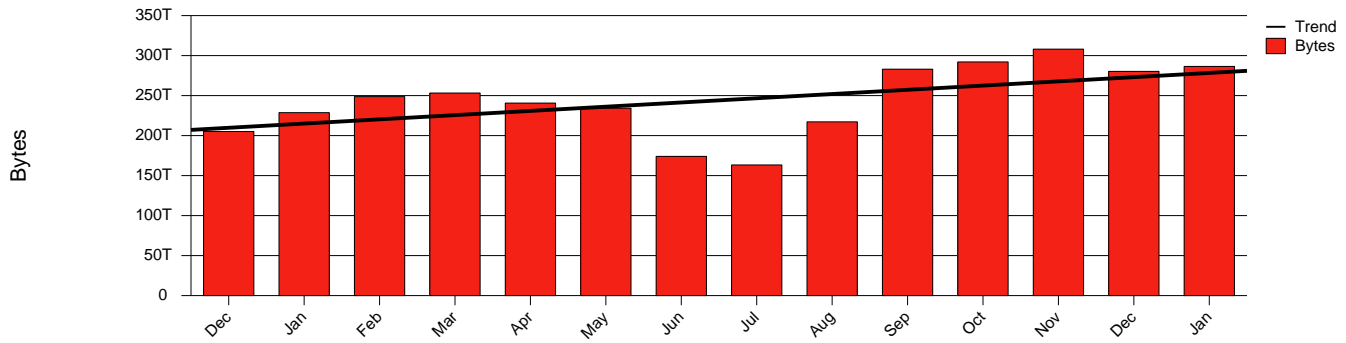


# Luleå, LTU - Monthly Health Report

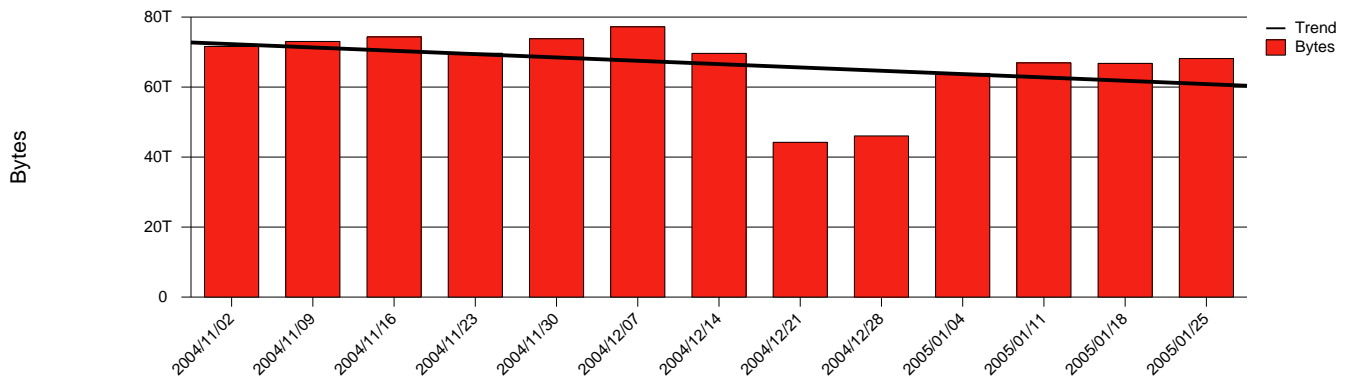
LAN/WAN

Report for 2005/01/31

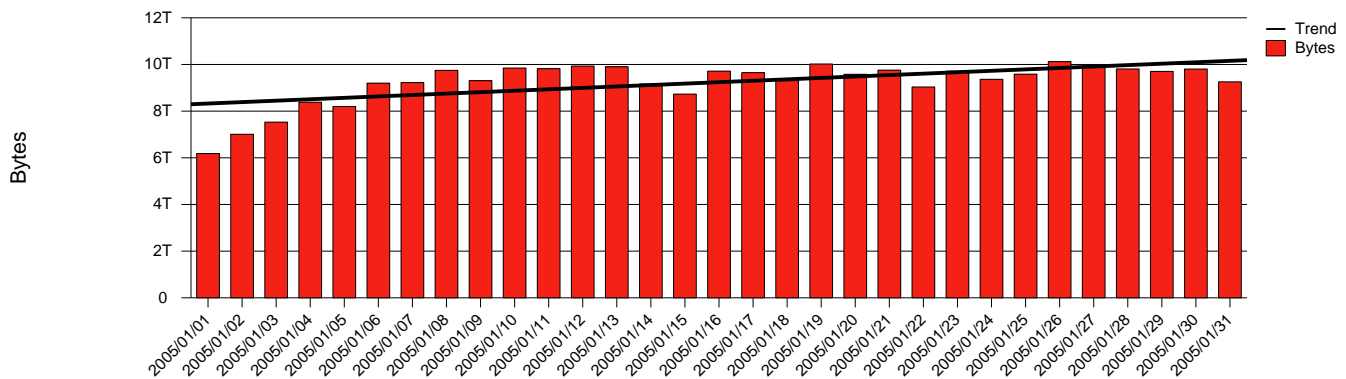
Total Network Volume by Month



Total Network Volume by Week



Total Network Volume by Day



Situations to Watch

Rank	Element Name	Variable	Threshold Value	Monthly Average		Days to (from) Threshold
				Actual	Predicted	
1	ltu1-SRP(Out)	Volume (Bandwidth %)	80.000	19.537	19.188	Increasing
2	ltu1-SRP(In)	Volume (Bandwidth %)	80.000	13.742	13.425	Increasing
3	ltu2-SRP(Out)	Volume (Bandwidth %)	80.000	0.425	0.457	Increasing
4	ltu2-SRP(In)	Errors (% Frames)	5.000	0.000	0.000	Increasing
5	ltu1-SRP(In)	Errors (% Frames)	5.000	0.000	0.000	Increasing
6	ltu1-SRP(In)	Discards (% Frames)	10.000	0.000	0.000	Increasing
7	ltu2-SRP(In)	Volume (Bandwidth %)	80.000	0.712	0.585	Decreasing