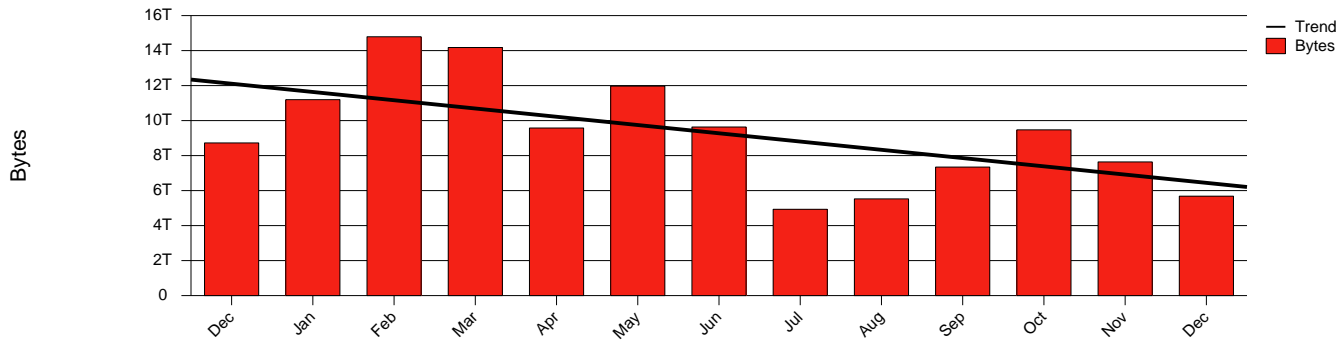


Sthlm - SH - Monthly Health Report

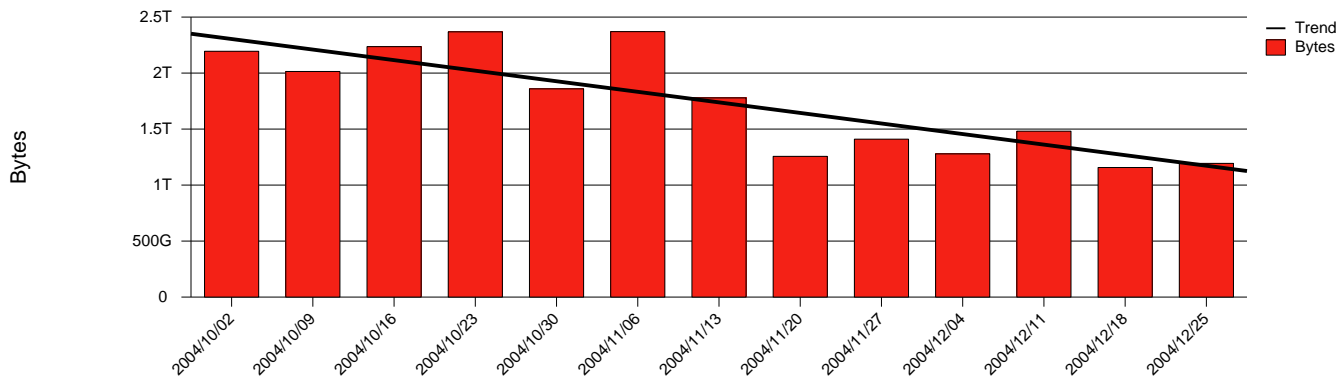
LAN/WAN

Report for 2004/12/31

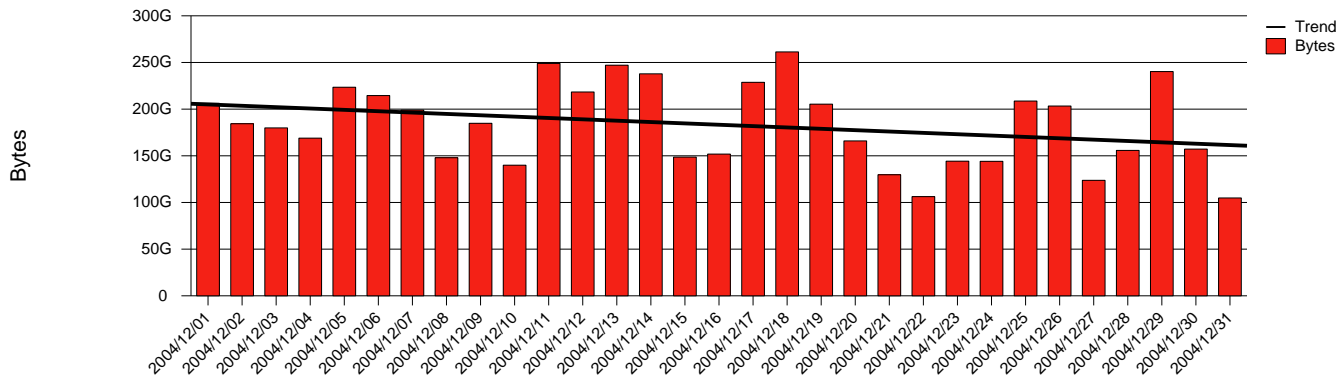
Total Network Volume by Month



Total Network Volume by Week



Total Network Volume by Day



Situations to Watch

| Rank | Element Name | Variable | Threshold Value | Monthly Average | | Days to (from) Threshold |
|------|--------------|----------------------|-----------------|-----------------|-----------|--------------------------|
| | | | | Actual | Predicted | |
| 1 | sh1-SRP(Out) | Volume (Bandwidth %) | 80.000 | 0.265 | 0.341 | Increasing |
| 2 | sh1-SRP(In) | Volume (Bandwidth %) | 80.000 | 0.019 | 0.105 | Increasing |
| 3 | sh2-SRP(In) | Volume (Bandwidth %) | 80.000 | 0.171 | 0.079 | Decreasing |
| 4 | sh2-SRP(In) | Errors (% Frames) | 5.000 | 0.000 | 0.005 | Decreasing |
| 5 | sh2-SRP(Out) | Volume (Bandwidth %) | 80.000 | 0.228 | 0.190 | Decreasing |