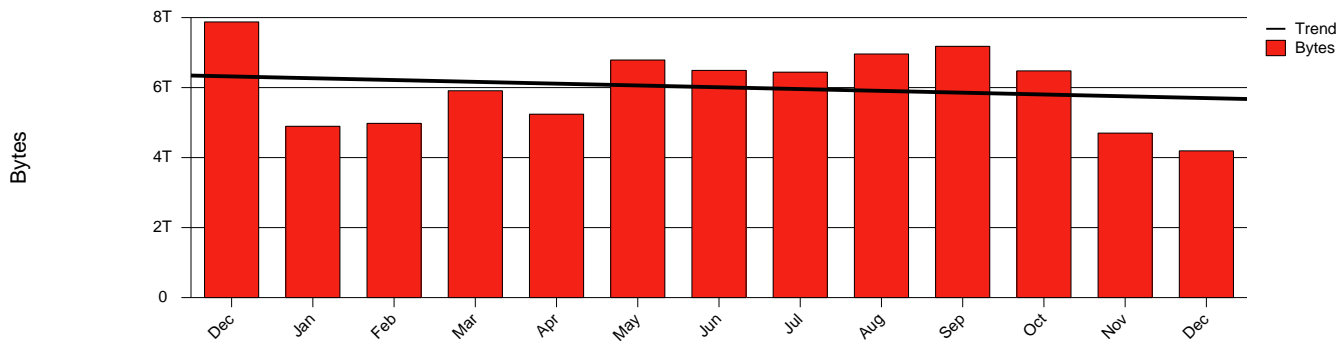


Malmö - MAH - Monthly Health Report

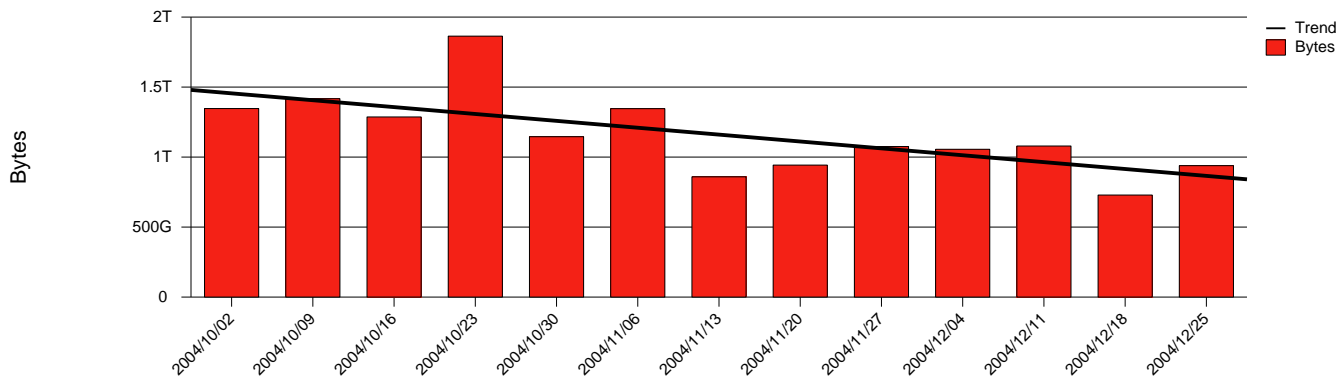
LAN/WAN

Report for 2004/12/31

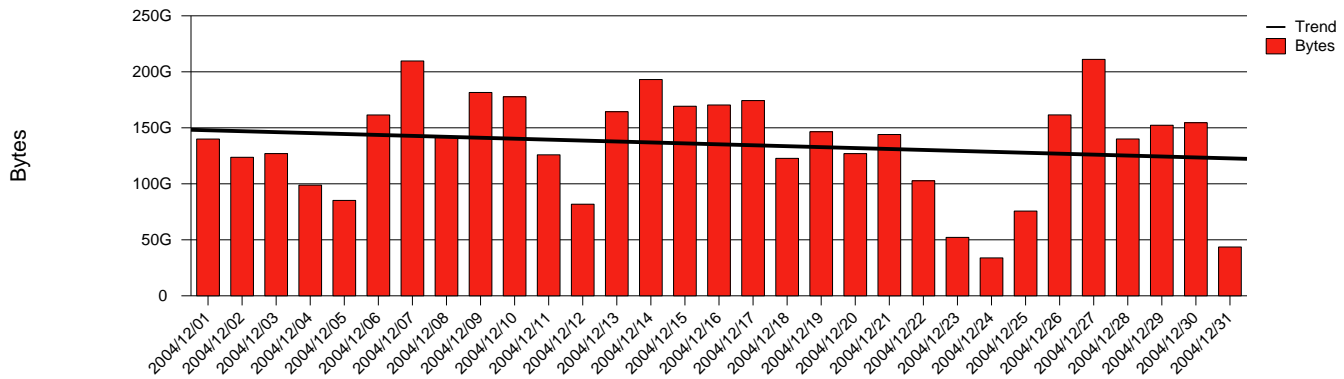
Total Network Volume by Month



Total Network Volume by Week



Total Network Volume by Day



Situations to Watch

Rank	Element Name	Variable	Threshold Value	Monthly Average		Days to (from) Threshold
				Actual	Predicted	
1	mah2-SRP(Out)	Volume (Bandwidth %)	80.000	0.290	0.395	Increasing
2	mah1-SRP(In)	Errors (% Frames)	5.000	0.000	0.000	Increasing
3	mah1-SRP(In)	Volume (Bandwidth %)	80.000	0.169	0.236	Decreasing
4	mah1-SRP(Out)	Volume (Bandwidth %)	80.000	0.037	0.044	Decreasing
5	mah2-SRP(In)	Volume (Bandwidth %)	80.000	0.008	0.009	Decreasing
6	mah2-SRP(In)	Errors (% Frames)	5.000	0.000	1.358	Decreasing