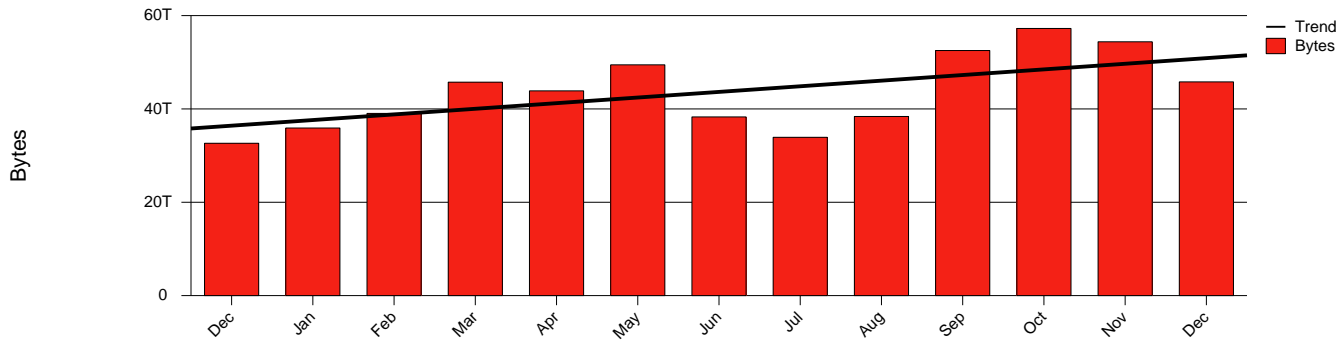


# Lund - LU - Monthly Health Report

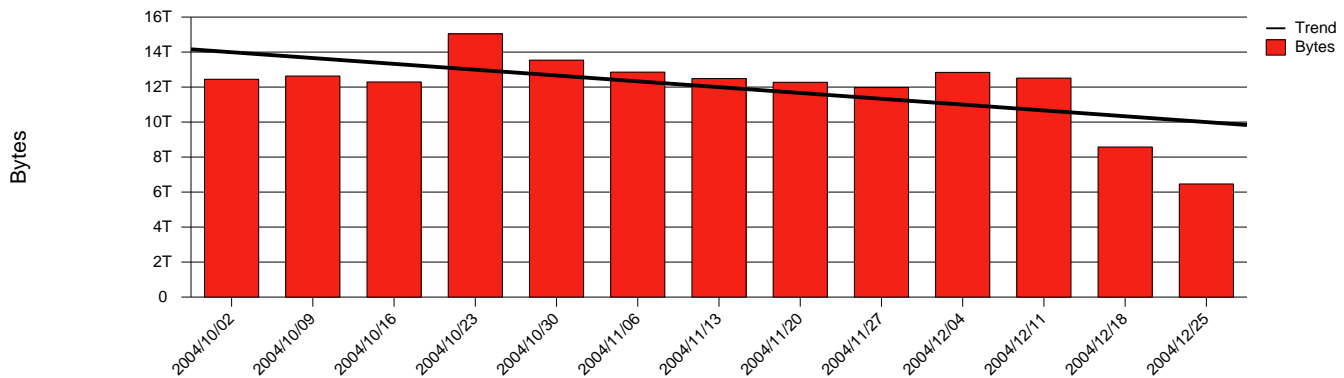
LAN/WAN

Report for 2004/12/31

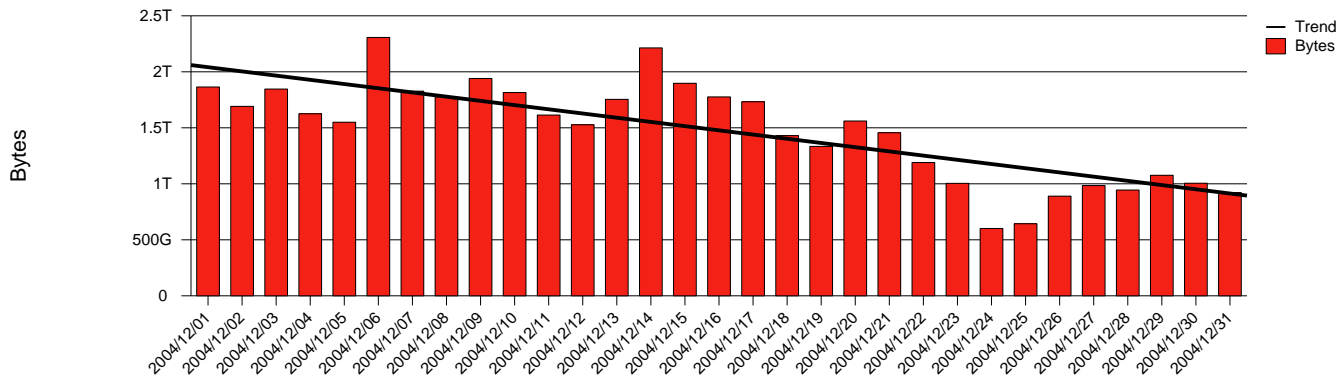
Total Network Volume by Month



Total Network Volume by Week



Total Network Volume by Day



Situations to Watch

Rank	Element Name	Variable	Threshold Value	Monthly Average		Days to (from) Threshold
				Actual	Predicted	
1	lu2-SRP(Out)	Volume (Bandwidth %)	80.000	1.317	1.488	Increasing
2	lu2-SRP(In)	Volume (Bandwidth %)	80.000	1.157	1.338	Increasing
3	lu1-SRP(Out)	Volume (Bandwidth %)	80.000	1.389	1.648	Increasing
4	lu1-SRP(In)	Volume (Bandwidth %)	80.000	1.639	1.741	Increasing
5	lu2-SRP(In)	Errors (% Frames)	5.000	0.000	0.000	Increasing
6	lu2-SRP(In)	Discards (% Frames)	10.000	0.000	0.000	Increasing
7	lu1-SRP(In)	Discards (% Frames)	10.000	0.000	0.000	Increasing
8	lu2-SRP(In)	Nonunicast Rate	100.000	0.000	16.577	Decreasing
9	lu2-SRP(Out)	Nonunicast Rate	100.000	0.000	5.743	Decreasing
10	lu1-SRP(In)	Errors (% Frames)	5.000	0.000	0.002	Decreasing