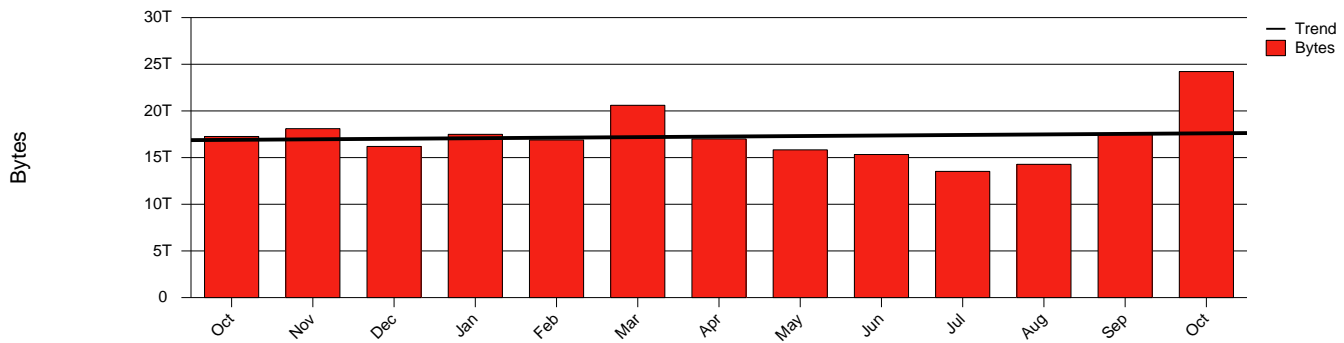


Stockholm, KI - Monthly Health Report

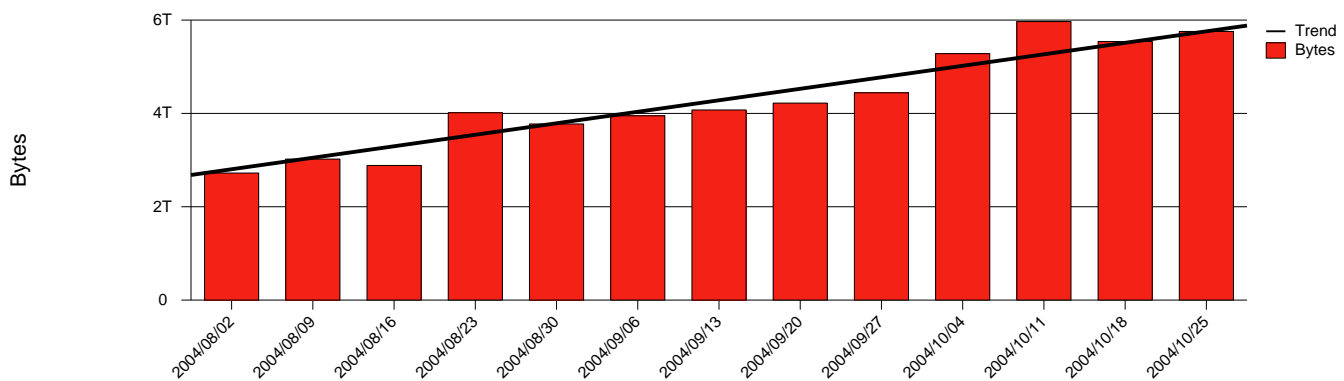
LAN/WAN

Report for 2004/10/31

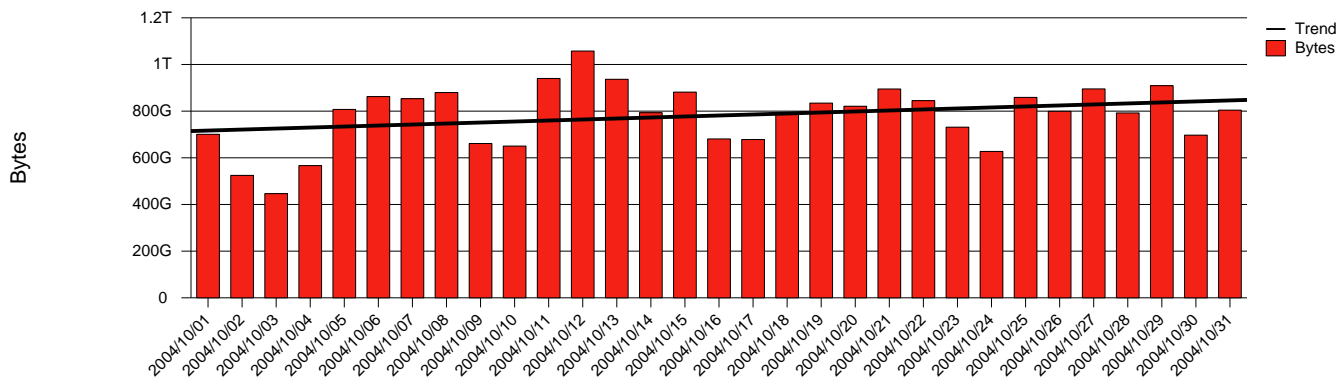
Total Network Volume by Month



Total Network Volume by Week



Total Network Volume by Day



Situations to Watch

Rank	Element Name	Variable	Threshold Value	Monthly Average		Days to (from) Threshold
				Actual	Predicted	
1	ki2-SRP(Out)	Volume (Bandwidth %)	80.000	1.896	0.621	Increasing
2	ki1-SRP(In)	Volume (Bandwidth %)	80.000	0.098	0.572	Increasing
3	ki1-SRP(Out)	Volume (Bandwidth %)	80.000	0.001	0.633	Increasing
4	ki1-SRP(In)	Errors (% Frames)	5.000	0.005	0.000	Decreasing
5	ki2-SRP(In)	Volume (Bandwidth %)	80.000	0.911	0.365	Decreasing
6	ki2-SRP(In)	Errors (% Frames)	5.000	0.000	0.000	Decreasing