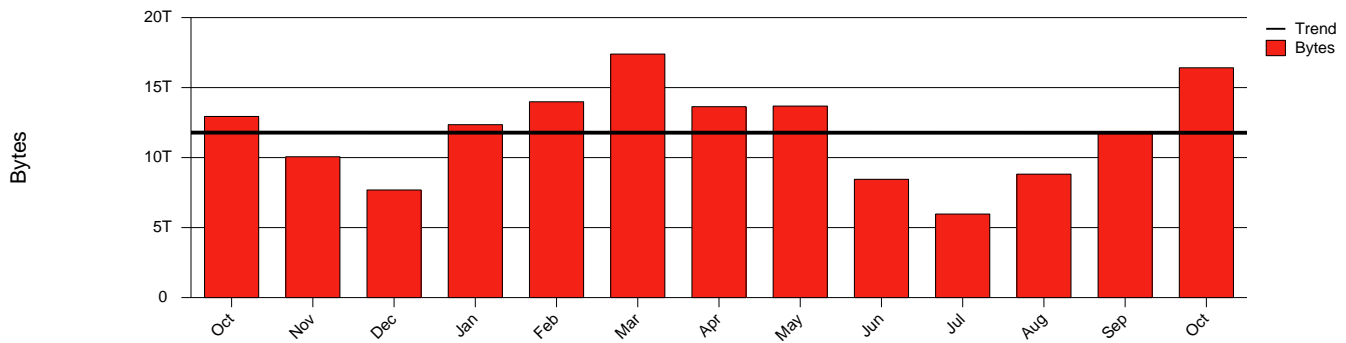


Borås, HB - Monthly Health Report

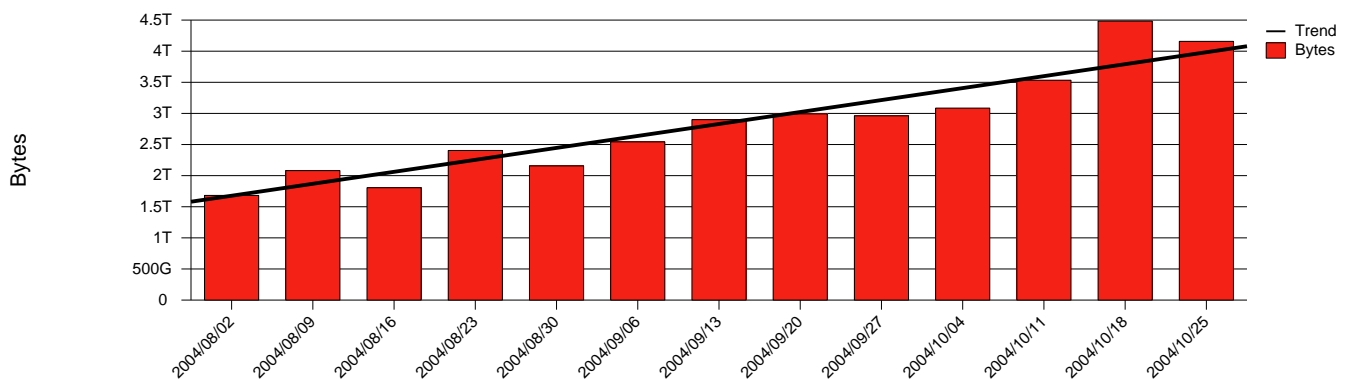
LAN/WAN

Report for 2004/10/31

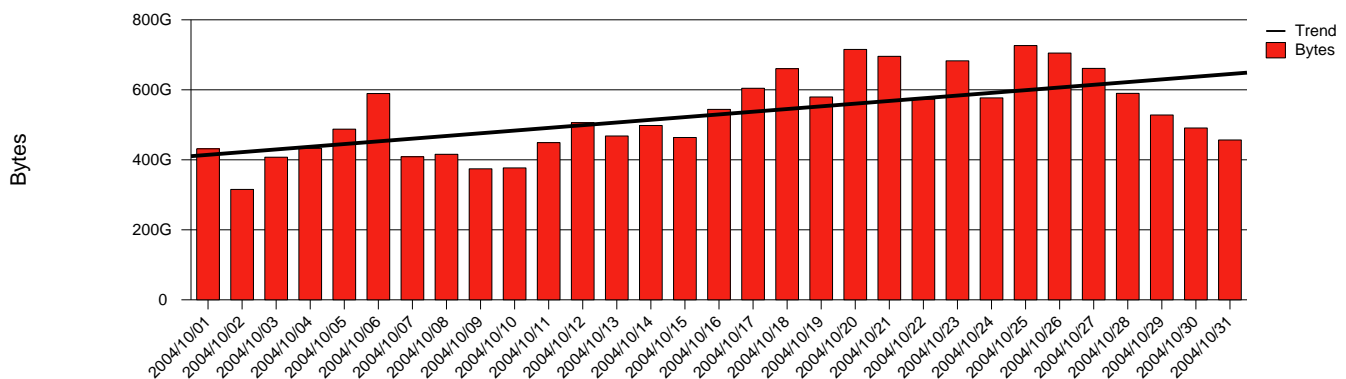
Total Network Volume by Month



Total Network Volume by Week



Total Network Volume by Day



Situations to Watch

Rank	Element Name	Variable	Threshold Value	Monthly Average		Days to (from) Threshold
				Actual	Predicted	
1	hb1-SRP(In)	Errors (% Frames)	5.000	0.000	6.521	(79)
2	hb2-SRP(In)	Volume (Bandwidth %)	80.000	0.350	0.385	Increasing
3	hb2-SRP(In)	Errors (% Frames)	5.000	0.000	0.001	Increasing
4	hb2-SRP(Out)	Volume (Bandwidth %)	80.000	0.000	0.000	Increasing
5	hb1-SRP(In)	Volume (Bandwidth %)	80.000	0.665	0.325	Decreasing
6	hb1-SRP(Out)	Volume (Bandwidth %)	80.000	0.956	0.690	Decreasing