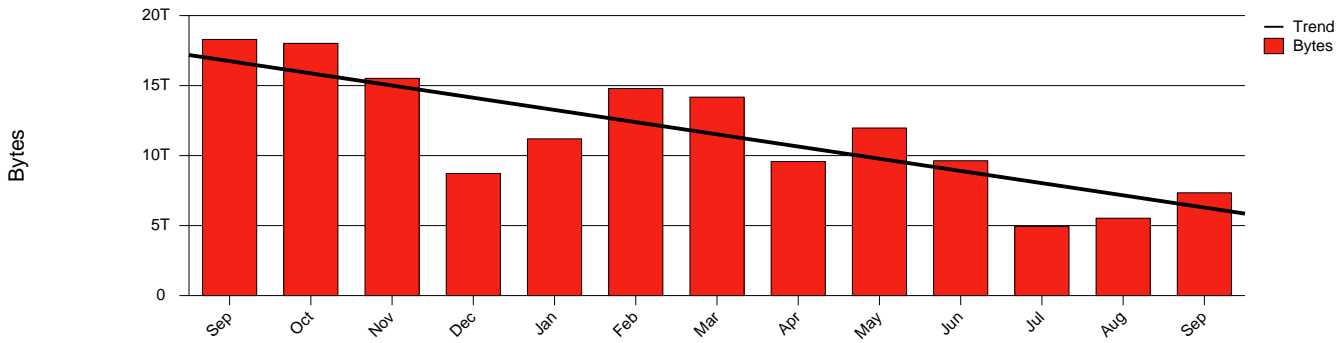
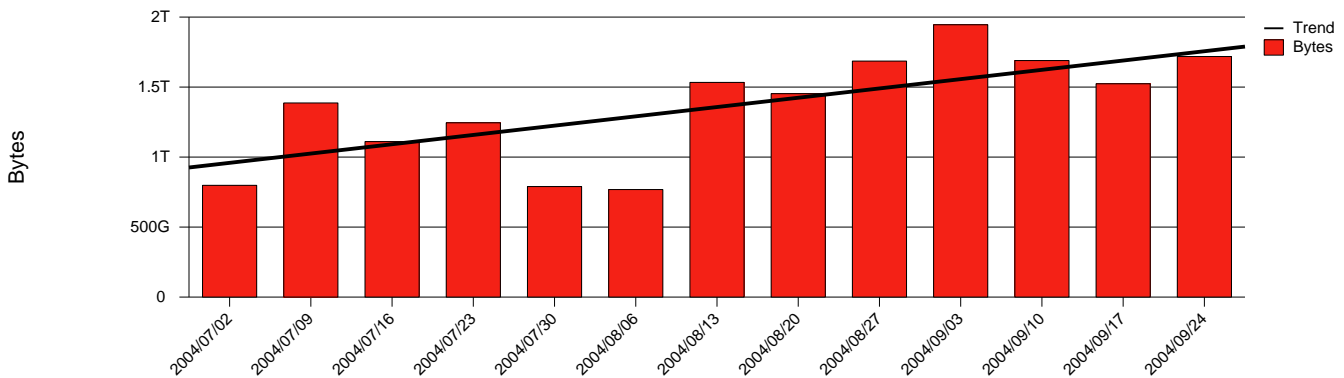


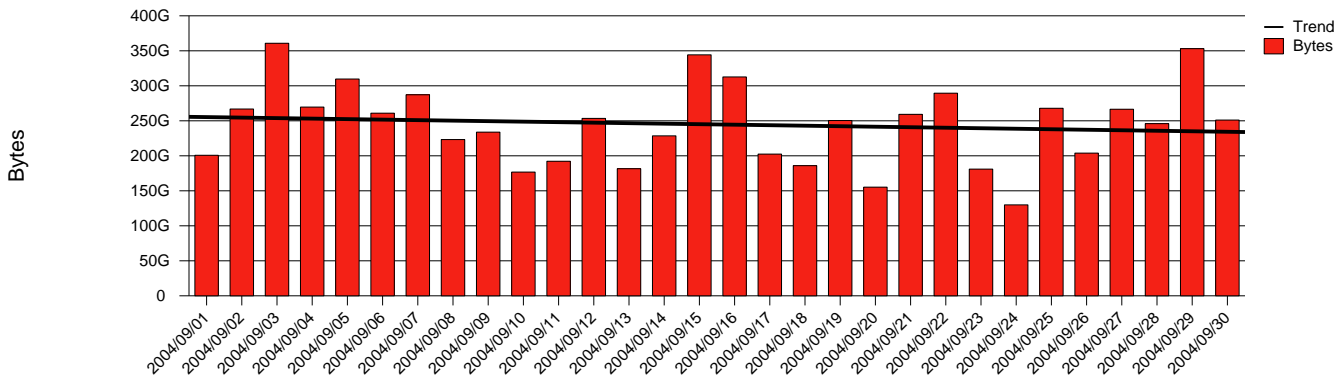
Total Network Volume by Month



Total Network Volume by Week



Total Network Volume by Day



Situations to Watch

Rank	Element Name	Variable	Threshold Value	Monthly Average		Days to (from) Threshold
				Actual	Predicted	
1	sh1-SRP(Out)	Volume (Bandwidth %)	80.000	0.304	0.224	Increasing
2	sh2-SRP(In)	Errors (% Frames)	5.000	0.000	0.011	Increasing
3	sh1-SRP(In)	Volume (Bandwidth %)	80.000	0.159	0.073	Increasing
4	sh2-SRP(In)	Volume (Bandwidth %)	80.000	0.130	0.205	Decreasing
5	sh2-SRP(Out)	Volume (Bandwidth %)	80.000	0.318	0.371	Decreasing
6	sh1-SRP(In)	Errors (% Frames)	5.000	0.000	0.081	Decreasing