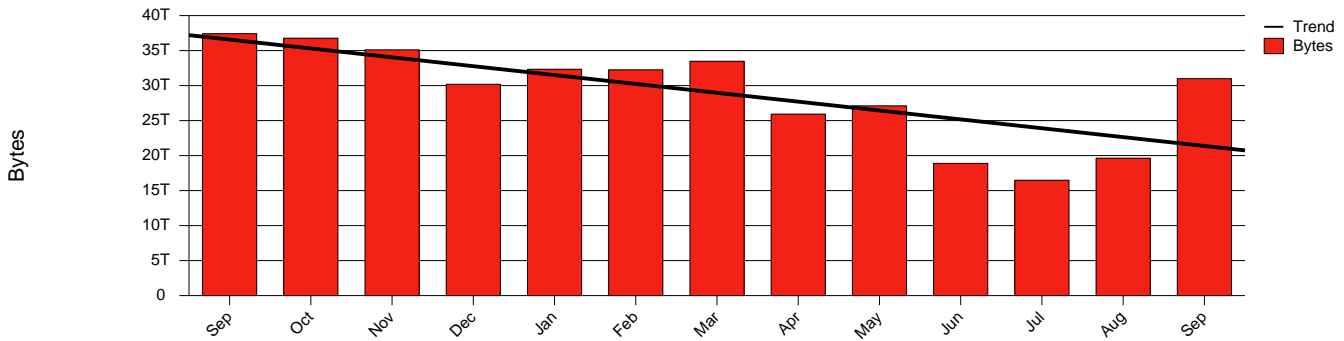
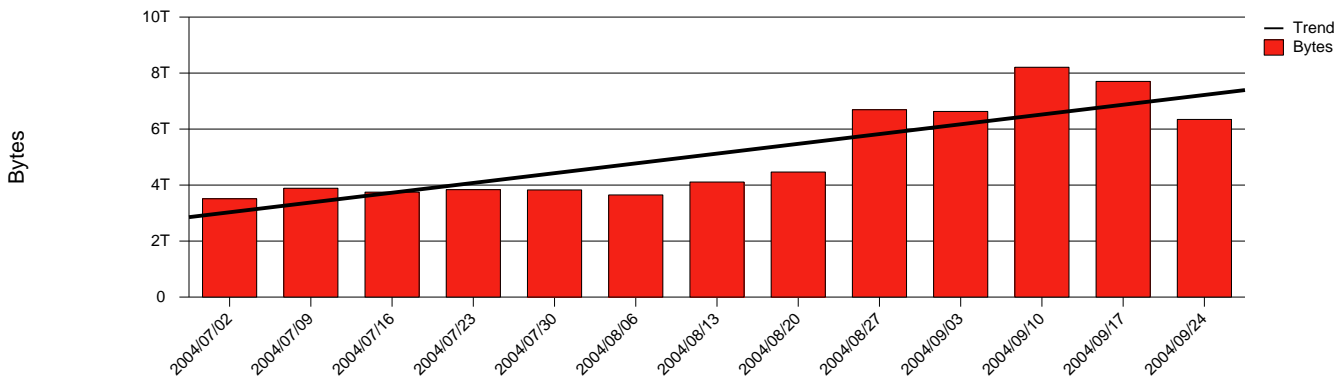


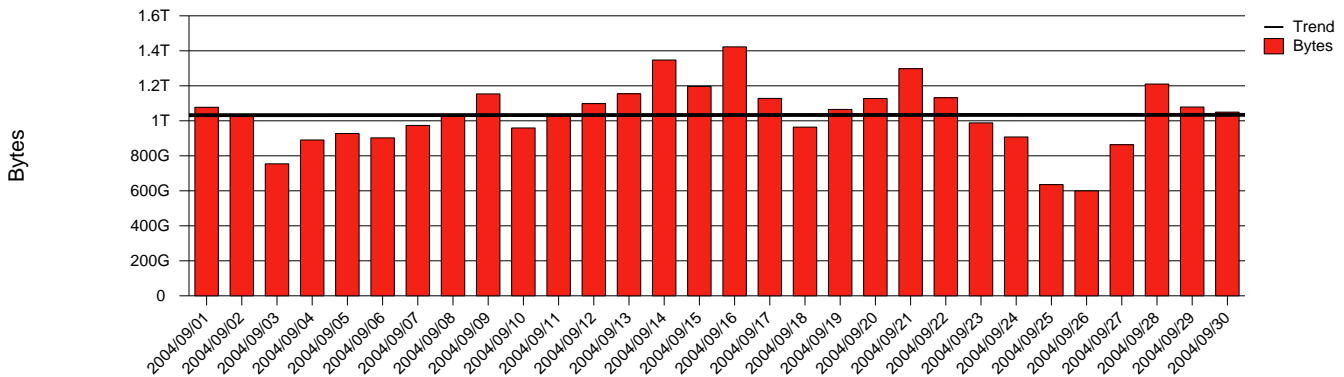
Total Network Volume by Month



Total Network Volume by Week



Total Network Volume by Day



Situations to Watch

Rank	Element Name	Variable	Threshold	Monthly Average		Days to (from) Threshold
			Value	Actual	Predicted	
1	bth2-SRP(In)	Errors (% Frames)	5.000	0.000	0.005	Increasing
2	bth1-SRP(In)	Errors (% Frames)	5.000	0.000	0.004	Increasing
3	bth2-SRP(In)	Volume (Bandwidth %)	80.000	0.003	0.004	Increasing
4	bth2-SRP(Out)	Volume (Bandwidth %)	80.000	0.000	0.001	Increasing
5	bth1-SRP(In)	Volume (Bandwidth %)	80.000	2.292	1.579	Decreasing
6	bth1-SRP(Out)	Volume (Bandwidth %)	80.000	1.552	1.085	Decreasing