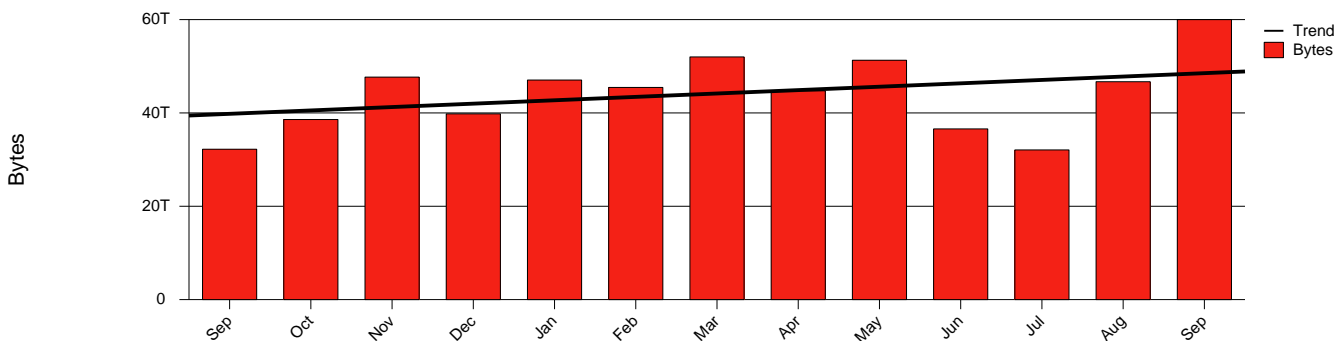
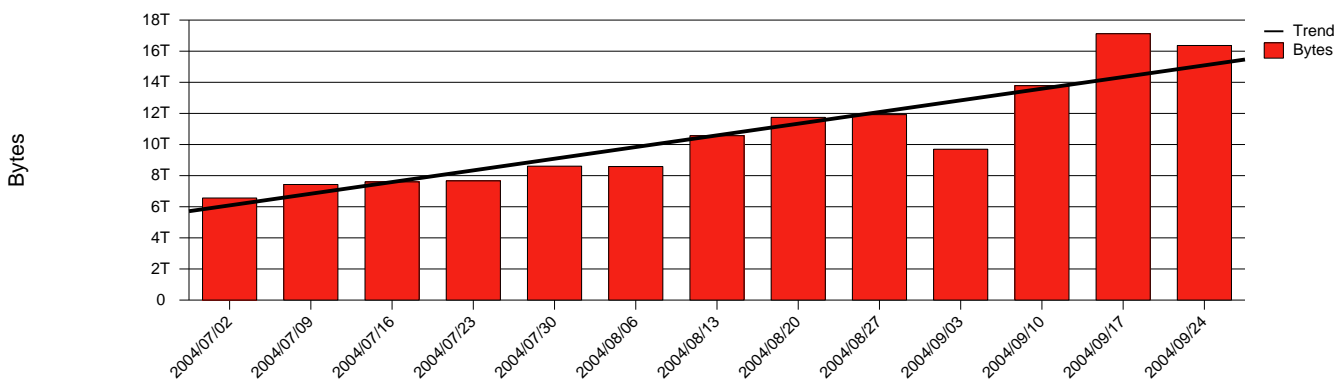


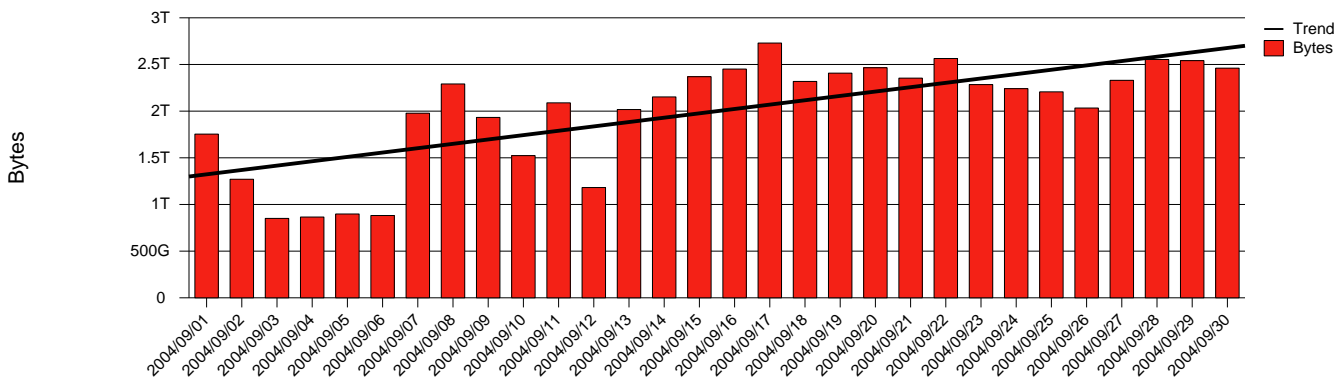
Total Network Volume by Month



Total Network Volume by Week



Total Network Volume by Day



Situations to Watch

Rank	Element Name	Variable	Threshold Value	Monthly Average		Days to (from) Threshold
				Actual	Predicted	
1	oru1-SRP(In)	Errors (% Frames)	5.000	0.000	1.841	677
2	oru1-SRP(Out)	Volume (Bandwidth %)	80.000	4.091	3.872	Increasing
3	oru1-SRP(In)	Volume (Bandwidth %)	80.000	3.356	2.208	Increasing
4	oru2-SRP(In)	Errors (% Frames)	5.000	0.000	0.002	Increasing
5	oru1-SRP(Out)	Discards (% Frames)	10.000	0.000	0.000	Decreasing
6	oru2-SRP(In)	Volume (Bandwidth %)	80.000	0.000	0.215	Decreasing
7	oru2-SRP(Out)	Volume (Bandwidth %)	80.000	0.001	0.000	Decreasing