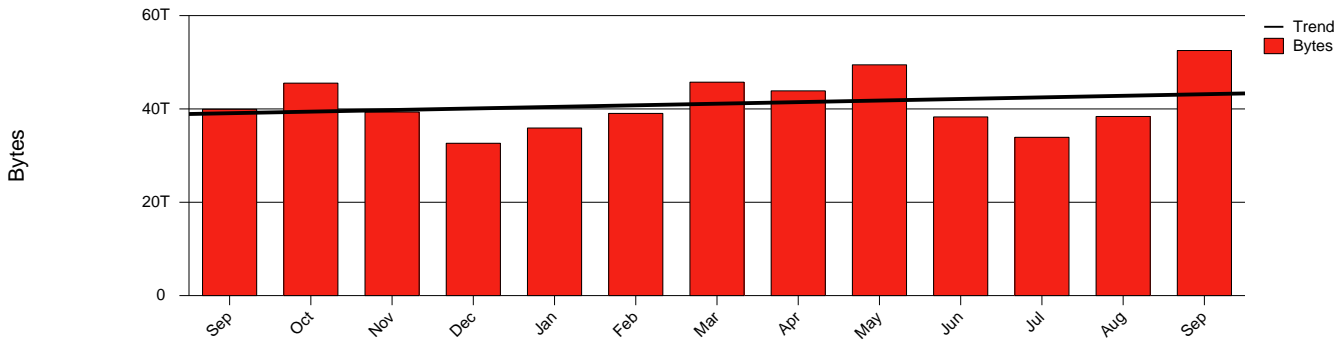
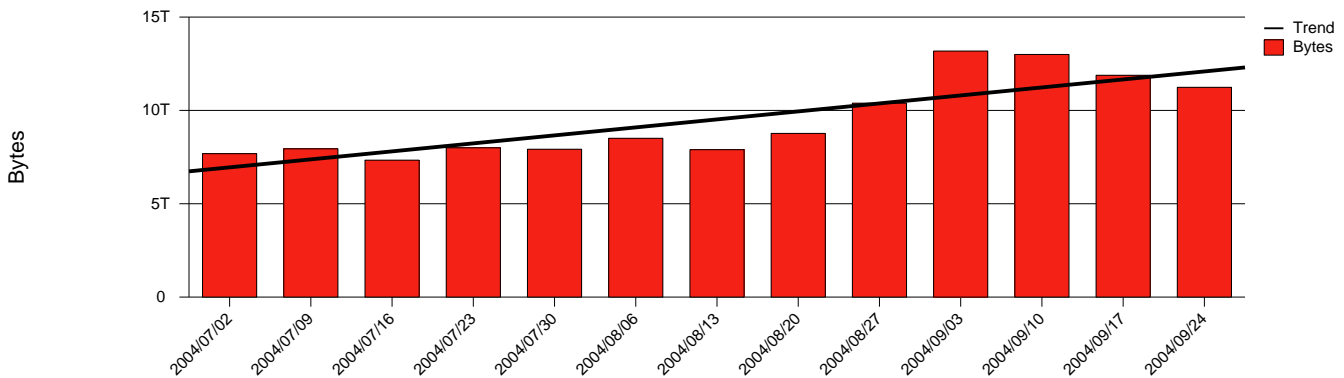


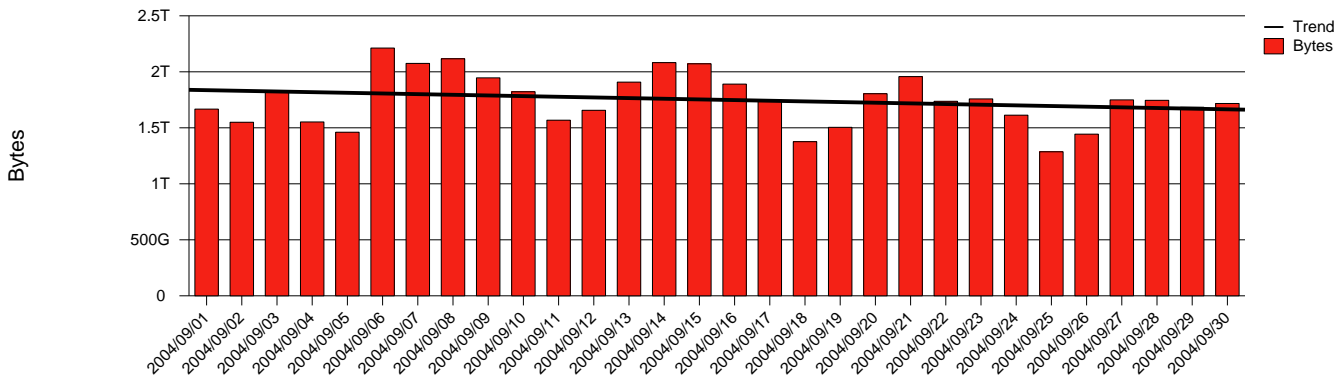
Total Network Volume by Month



Total Network Volume by Week



Total Network Volume by Day



Situations to Watch

Rank	Element Name	Variable	Threshold Value	Monthly Average		Days to (from) Threshold
				Actual	Predicted	
1	lu1-SRP(In)	Nonunicast Rate	100.000	78.893	126.180	(186)
2	lu2-SRP(In)	Nonunicast Rate	100.000	65.192	107.010	(63)
3	lu2-SRP(Out)	Nonunicast Rate	100.000	14.011	19.654	Increasing
4	lu1-SRP(Out)	Volume (Bandwidth %)	80.000	1.856	1.715	Increasing
5	lu1-SRP(In)	Volume (Bandwidth %)	80.000	1.947	1.633	Increasing
6	lu1-SRP(In)	Errors (% Frames)	5.000	0.000	0.004	Increasing
7	lu2-SRP(In)	Errors (% Frames)	5.000	0.000	0.001	Increasing
8	lu2-SRP(In)	Discards (% Frames)	10.000	0.000	0.000	Increasing
9	lu1-SRP(In)	Discards (% Frames)	10.000	0.000	0.000	Increasing
10	lu2-SRP(In)	Volume (Bandwidth %)	80.000	1.232	1.026	Decreasing